

UM3561A Three Siren Sound Generator

Features

- Four sounds can be selected
- Typical 3V operating voltage
- 8-pin DIP package form
- Power on reset.
- A magnetic speaker can be driven by connecting an NPN transistor

General Description

UM3561 is a low-cost, low-power CMOS LSI designed for use in alarm and toy applications. Since the integrated circuit includes oscillator and selector circuits, a compact sound module can be constructed with only a few additional components. The M3561 contains a programmed mask ROM to simulate siren sound.

Absolute Maximum Ratings

DC Supply Voltage -0.3V to +5.0V
 Input Voltage Range Vss-0.3V to Vdd+0.3V
 Operating Ambient Temperature -10°C to +60°C
 Storage Temperature -55°C to +125°C

Electrical Characteristics

(Vdd=3V, Vss=0V, Ta=25°C, Fosc=106496Hz unless otherwise specified.)

Parameter	Symbol	Min.	Typ.	Max.	Conditions
Operating voltage	Vdd	2.4V	3V	3.6V	
Operating Current	Idd	-	-	150µA	
"H" Input Voltage	Vih	Vdd-0.2	-	Vdd	
"L" Input Voltage	Vil	Vss	-	Vss+0.2	
Frequency Stability	ΔF/F	-	-	20%	$\frac{F_{osc}(3.3V)-F_{osc}(2.7V)}{F_{osc}(2.7V)}$
Output Current	Io/p	3mA	-	-	
Frequency Deviation	ΔF/F	-10%	-	+10%	

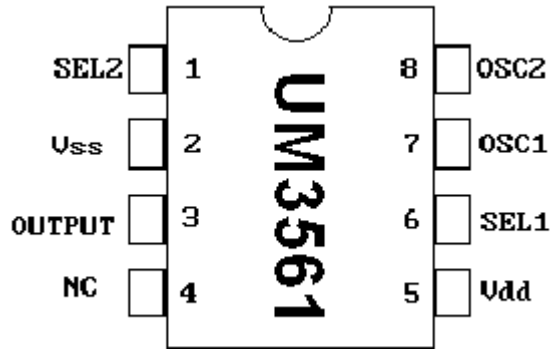
Playing modes

SEL1	SEL2	Sound Effect
NC	NC	Police Siren
Vdd	NC	Fire Engine Siren
Vss	NC	Ambulance Siren
X	Vdd	Machine Gun

NC : No Connection

X : Don't Care

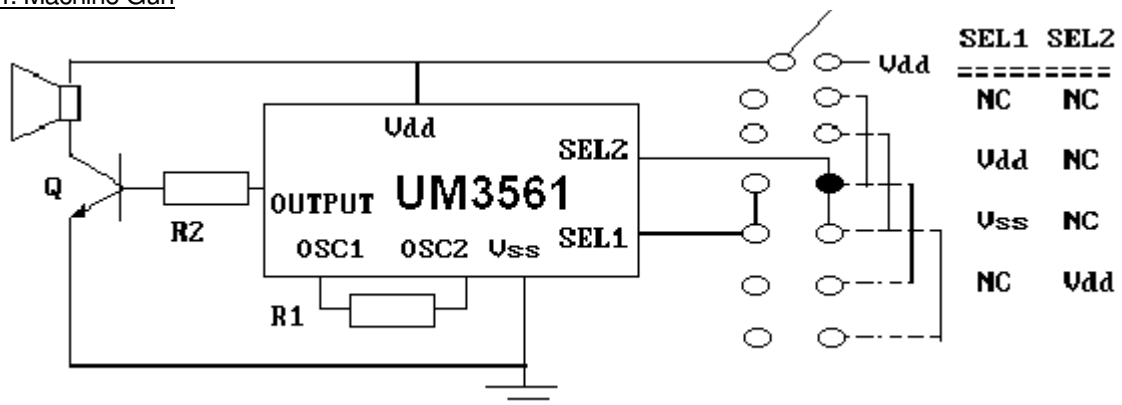
Pin Configuration



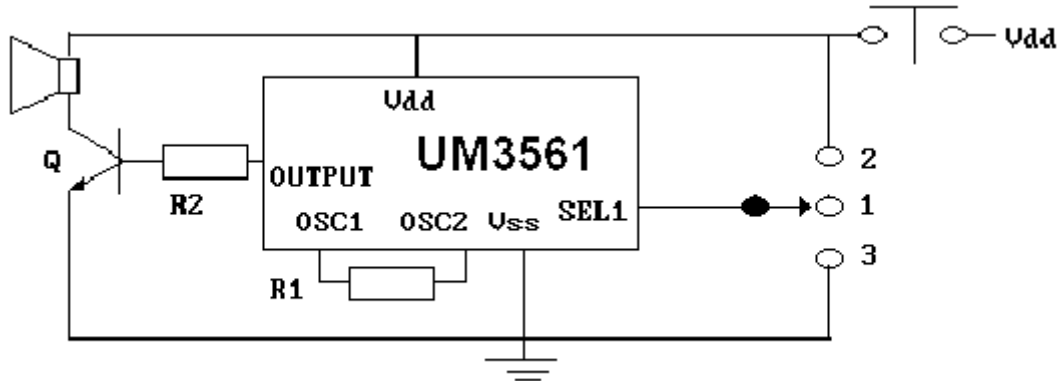
Pin no.	Symbol	Description
1	SEL2	Sound effect selection pin no. 2
2	Vss	Negative power supply
3	OUTPUT	Mono-tone output
4	NC	Internal testing pin : Leave open for normal operation
5	Vdd	Positive power supply
6	SEL1	Sound effect selection pin no. 1
7	OSC1	External oscillator terminal 1
8	OSC2	External oscillator terminal 2

Typical Application Circuits

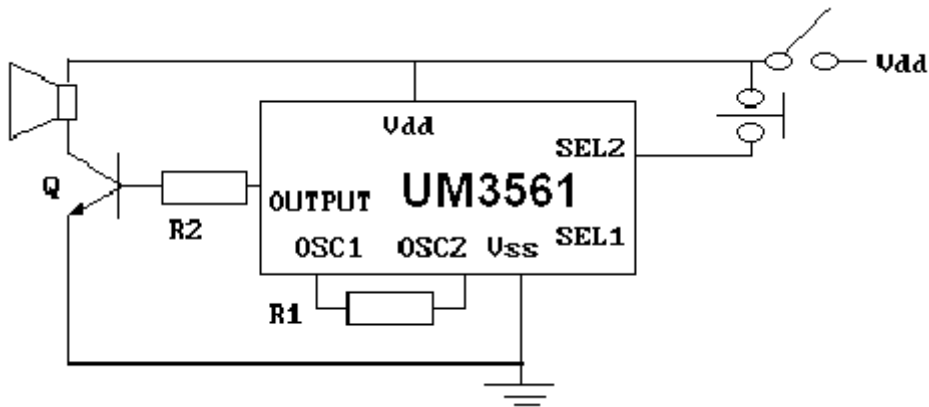
FOUR SOUND APPLICATION : 1. Police Siren 2. Fire Engine Siren 3. Ambulance Siren
4. Machine Gun



THREE SOUND APPLICATION : 1. Police Siren 2. Fire Engine Siren 3. Ambulance Siren



TWO SOUND APPLICATION : 1. Police Siren 2. Machine Gun



Recommended values : R1 = 300kΩ , R2 = 10kΩ, Q = 2SC9013

REV.02-2005 (3 pages)