


SOT-363

Features

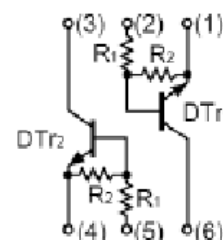
- ◇ Epitaxial planar die construction
- ◇ Surface device type mounting
- ◇ Moisture sensitivity level 1
- ◇ Pb free version and RoHS compliant
- ◇ Two DTC114E chip in a package
- ◇ Mounting possible with SOT-363 automatic mounting machines
- ◇ Transistor elements are independent, eliminating interference
- ◇ Mounting cost and area be cut in half



1

Mechanical Data

- ◇ Case : SOT- 363 small outline plastic package
- ◇ Lead : Pure tin plated, lead free, solderable per MIL-STD-202, Method 208 guaranteed
- ◇ Weight : 7.1 mgram (approximately)
- ◇ Marking Code : H11



Ordering Information

Part No.	Package	Packing	Packing code	Packing code (Green)	Manufacture code
UMH11N	SOT-363	3K / 7" Reel	RE	REG	M0

Note : Detail please see "Ordering Information(detail, example)" below.

Maximum Ratings and Electrical Characteristics

Rating at 25°C ambient temperature unless otherwise specified.

Absolute Maximum Ratings (T_A=25°C)

Parameter	Symbol	Value	Units
Supply voltage	V _{CC}	50	V
Input voltage	V _{IN}	-10~40	V
Output current	I _O	50	mA
	I _{C(max)}	100	mA
Power dissipation	P _d	150	mW
Junction Temperature	T _J	150	°C
Storage Temperature Range	T _{STG}	- 55 to + 150	°C

Characteristics at T_A=25°C

Parameter	Conditions	Symbol	Min.	Typ.	Max.	Units
Input voltage	V _{CC} =5V, I _O =100uA	V _{I(off)}			0.5	V
	V _O =0.3V, I _O =10mA	V _{I(on)}	3			V
Output voltage	I _O /I _I =10mA/0.5mA	V _{O(on)}		0.1	0.3	V
Input current	V _I =5V	I _I			0.88	mA
Onput current	V _{CC} =50V, V _I =0	I _{O(off)}			0.5	uA
DC current gain	V _O =5V, I _O =5mA	G _I	30			
Input resistance	-	R ₁	7	10	13	KΩ
Resistance ratio	-	R ₂ /R ₁	0.8	1	1.2	
Transition frequency	V _{CE} =10V, I _E =5mA, f=100MHz	f _T		250		MHz

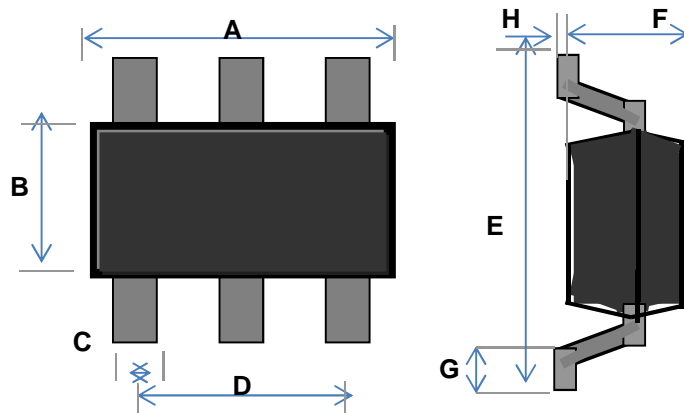
Small Signal Product

Ordering information (Detail, example)

Part No.	Package	Packing	Packing code	Packing code (Green)	Manufacture code
UMH11N	SOT-363	3K / 7" REEL	RE	REG	(Note)
UMH11N	SOT-363	3K / 7" REEL	RE	REG	
UMH11N	SOT-363	3K / 7" REEL	RE	REG	M0

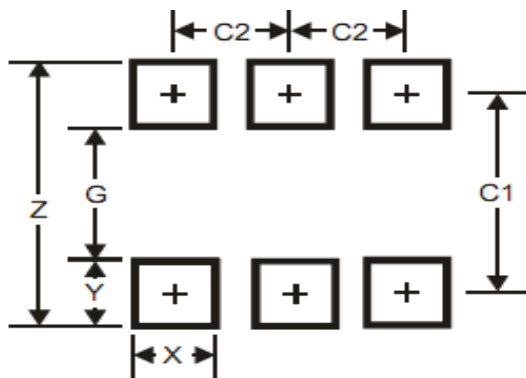
Note : Manufacture special control, if empty means no special control requirement.

Dimensions



Dimensions	Unit (mm)		Unit (inch)	
	Min	Max	Min	Max
A	2.000	2.200	0.079	0.087
B	1.150	1.350	0.045	0.053
C	0.150	0.350	0.006	0.014
D	1.200	1.400	0.047	0.055
E	2.150	2.450	0.085	0.096
F	0.850	1.050	0.033	0.041
G	0.250	0.460	0.010	0.018
H	0.000	0.100	0.000	0.004

Suggest pad layout



Symbol	Unit (mm)
Z	2.50
G	1.30
X	0.42
Y	0.60
C1	1.90
C2	0.65