



Micro Commercial Components
 21201 Itasca Street Chatsworth
 CA 91311
 Phone: (818) 701-4933
 Fax: (818) 701-4939

MBRD320L THUR MBRD360L

Features

- Low Switching Noise
- Low Forward Voltage Drop
- High Current Capability
- High Surge Current Capability

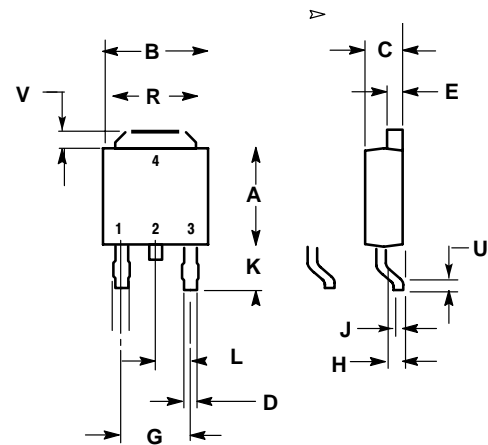
3 Amp Schottky Barrier Rectifier 20~60 Volts

Maximum Ratings

- Operating Junction Temperature: -50°C to +125°C
- Storage Temperature: -50°C to +150°C

MCC Catalog Number	Device Marking	Maximum Recurrent Peak Reverse Voltage	Maximum RMS Voltage	Maximum DC Blocking Voltage
MBRD320L	MBRD320L	20V	14V	20V
MBRD330L	MBRD330L	30V	21V	30V
MBRD340L	MBRD340L	40V	28V	40V
MBRD350L	MBRD350L	50V	35V	50V
MBRD360L	MBRD360L	60V	42V	60V

DPAK



3 0 ▶ 0 4

DIM	INCHES		MILLIMETERS	
	MIN	MAX	MIN	MAX
A	0.209	0.225	5.30	5.70
B	0.252	0.268	6.40	6.80
C	0.092	0.108	2.35	2.75
D	0.016	0.032	0.40	0.80
E	0.016	0.024	0.40	0.60
G	0.180		4.60	
H	0.035	0.051	0.90	1.30
J	0.020		0.50	
K	0.090	0.106	2.30	2.70
L	0.090		2.30	
R	0.197	0.213	5.00	5.40
U	0.020		0.50	
V	0.063		1.50	

Electrical Characteristics @ 25°C Unless Otherwise Specified

Average Forward Current	$I_{F(AV)}$	3.0A	$T_C = 125^\circ\text{C}$
Peak Forward Surge Current	I_{FSM}	75A	8.3ms, half sine
Maximum Instantaneous Forward Voltage MBRD320L~MBRD340L MBRD350L~MBRD360L	V_F	0.55V 0.70V	$I_{FM} = 3.0A;$ $T_J = 25^\circ\text{C}^*$
Maximum DC Reverse Current At Rated DC Blocking Voltage	I_R	0.3mA 20mA	$T_C = 25^\circ\text{C}$ $T_C = 125^\circ\text{C}$

*Pulse test: Pulse width 300 μsec , Duty cycle 2%

MBRD320L THRU MBRD360L

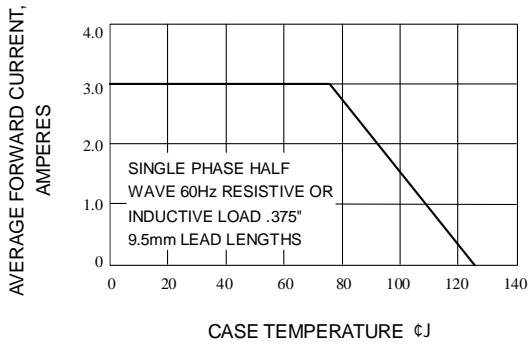


Fig. 1-FORWARD CURRENT DERATING CURVE

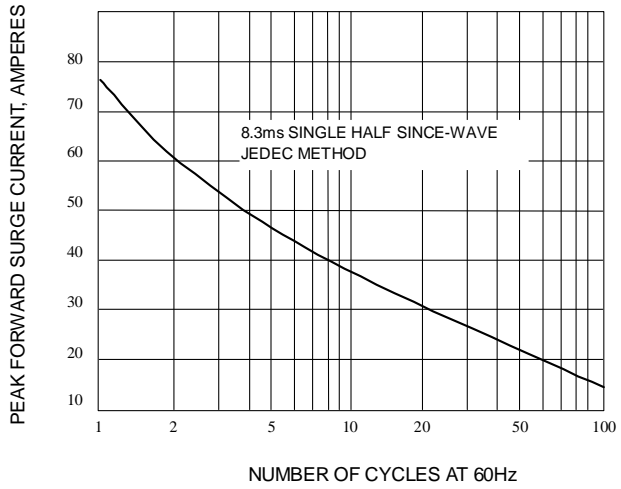


Fig. 2-MAXIMUM NON-REPETITIVE SURGE CURRENT

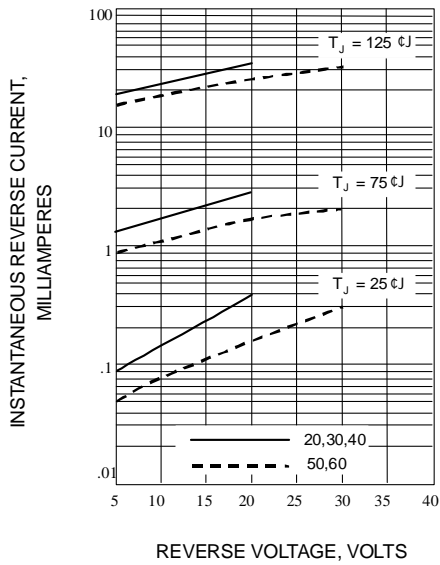


Fig. 3-TYPICAL REVERSE CHARACTERISTICS

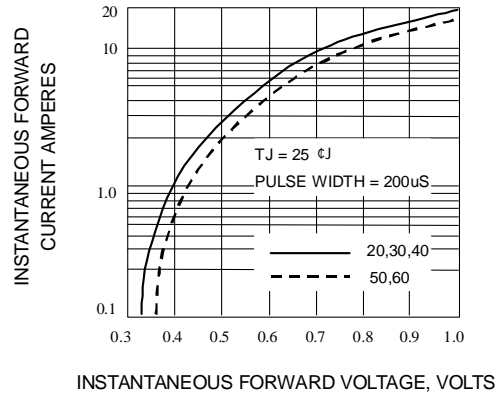


Fig. 4-TYPICAL FORWARD CHARACTERISTICS

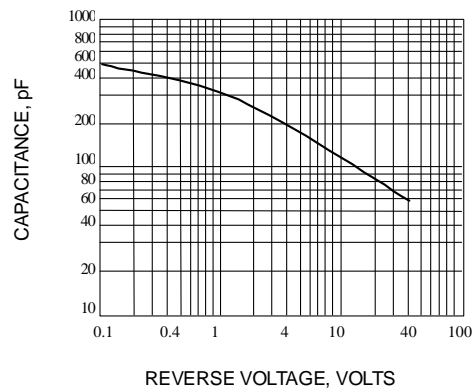


Fig. 5-TYPICAL JUNCTION CAPACITANCE