



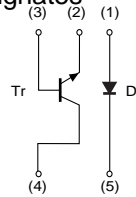
# UML2N

## ISOLATED

## TRANSISTOR AND DIODES

### Features

- Halogen free available upon request by adding suffix "-HF"
- 2SC5585 and RB521S-30 are housed independently
- Lead Free Finish/RoHS Compliant ("P" Suffix designates RoHS Compliant. See ordering information)
- Epoxy meets UL 94 V-0 flammability rating
- Moisture Sensitivity Level 1



MARKING:L2

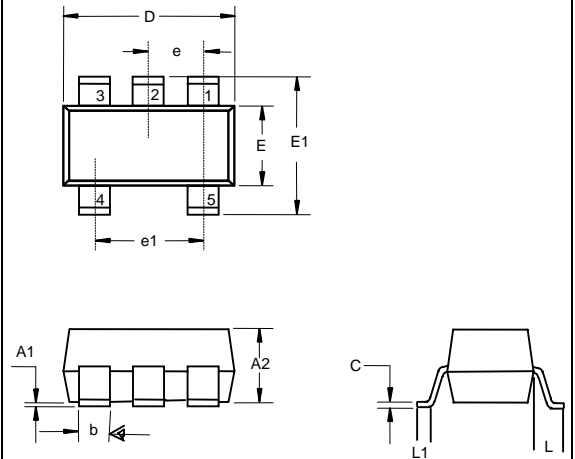
### TR MAXIMUM RATINGS (T<sub>A</sub>=25°C unless otherwise noted)

Symbol	Parameter	Value	Units
V <sub>CB0</sub>	Collector-Base Voltage	60	V
V <sub>CEO</sub>	Collector-Emitter Voltage	50	V
V <sub>EBO</sub>	Emitter-Base Voltage	6	V
I <sub>c</sub>	Collector Current -Continuous	150	mA
P <sub>c</sub>	Collector Power Dissipation	150	mW
T <sub>J</sub>	Junction Temperature	150	°C
T <sub>stg</sub>	Storage Temperature	-55 to 150	°C

### DIO Electrical Characteristics, Single Diode @T<sub>A</sub>=25°C

Parameter	Symbol	Typ	Unit
DC reverse voltage	V <sub>R</sub>	80	V
Peak Reverse Voltage	V <sub>RM</sub>	80	V
Forward Continuous Current	I <sub>FM</sub>	300	mA
Average Rectified Output Current	I <sub>O</sub>	100	mA
Surge current	I <sub>SURGE</sub>	4	A
Junction temperature	T <sub>J</sub>	150	°C
Storage temperature	T <sub>STG</sub>	-55~+150	°C

## SOT-353



DIM	DIMENSIONS				NOTE
	INCHES		MM		
	MIN	MAX	MIN	MAX	
A1	---	.004	---	0.100	
A2	.035	.039	0.900	1.000	
b	.006	.014	0.150	0.350	
c	.003	.006	0.080	0.150	
D	0.79	.087	2.000	2.200	
E	.045	.053	1.150	1.350	
E1	.085	.096	2.150	2.450	
e	.026TYP		0.650TYP		
e1	.047	.055	1.200	1.400	
L	.021REF		0.525REF		
L1	.010	.018	0.260	0.460	

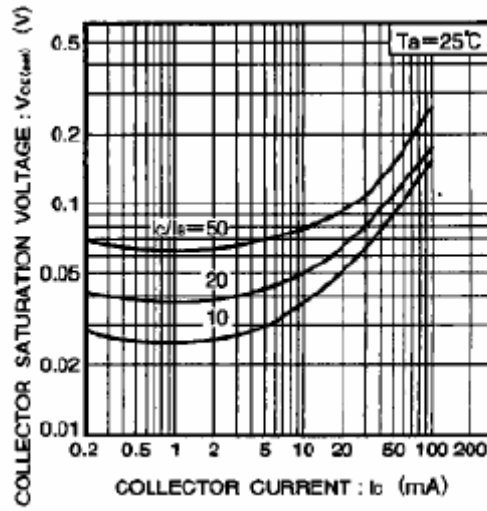
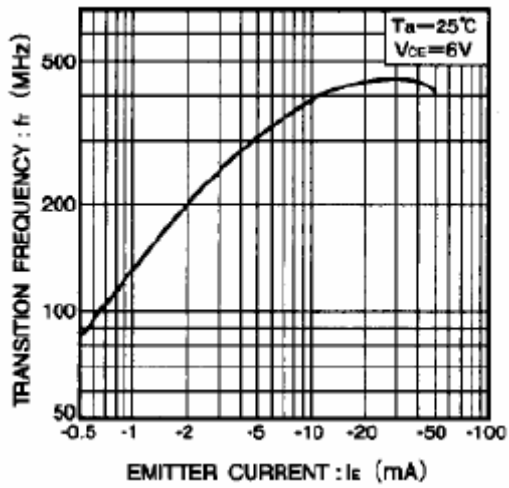
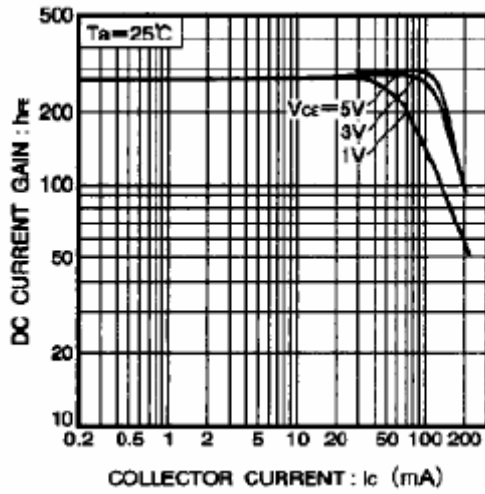
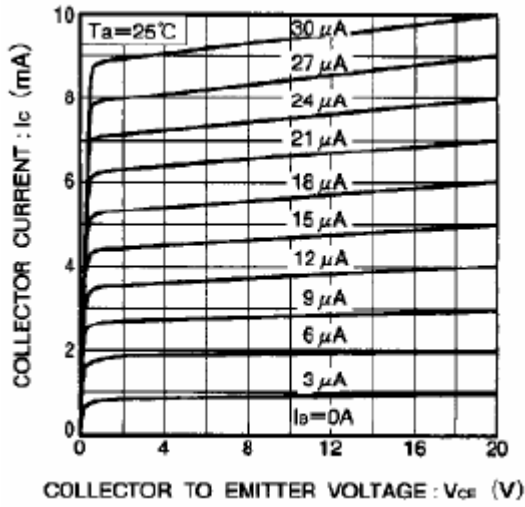
## TR ELECTRICAL CHARACTERISTICS (Ta=25°C unless otherwise specified)

Parameter	Symbol	Test conditions	MIN	TYP	MAX	UNIT
Collector-base breakdown voltage	$V_{(BR)CBO}$	$I_C=50\mu A, I_E=0$	60			V
Collector-emitter breakdown voltage	$V_{(BR)CEO}$	$I_C=1mA, I_B=0$	50			V
Emitter-base breakdown voltage	$V_{(BR)EBO}$	$I_E=50\mu A, I_C=0$	6			V
Collector cut-off current	$I_{CBO}$	$V_{CB}=60V, I_E=0$			0.1	$\mu A$
Emitter cut-off current	$I_{EBO}$	$V_{EB}=5V, I_C=0$			0.1	$\mu A$
DC current gain	$h_{FE}$	$V_{CE}=6V, I_C=1mA$	120		560	
Collector-emitter saturation voltage	$V_{CE(sat)}$	$I_C=50mA, I_B=5mA$			0.4	V
Transition frequency	$f_T$	$V_{CE}=12V, I_C=2mA, f=100MHz$		180		MHz
Collector output capacitance	$C_{ob}$	$V_{CB}=12V, I_E=0, f=1MHz$			3.5	pF

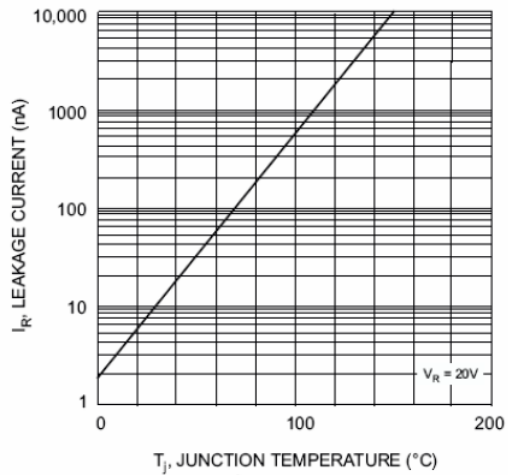
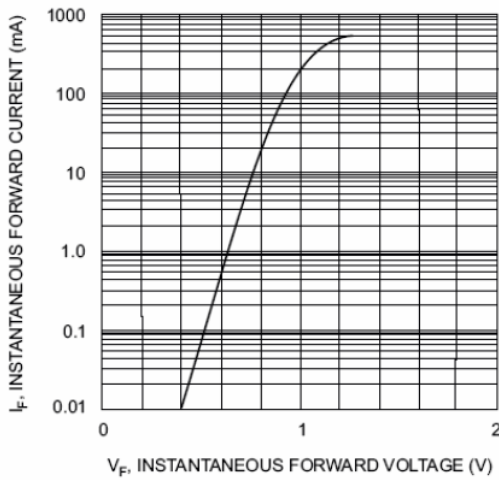
DIO Electrical Ratings @T<sub>A</sub>=25°C

Parameter	Symbol	Min.	Typ.	Max.	Unit	Conditions
Forward voltage	$V_F$			1.2	V	$I_F=100mA$
Reverse current	$I_R$			0.1	$\mu A$	$V_R=70V$
Capacitance between terminals	$C_T$			3.5	pF	$V_R=6V, f=1MHz$
Reverse Recovery Time	$t_{rr}$			4	ns	$V_R=6V,$ $I_F=5mA, R_L=50\Omega$

# Typical Characteristics



## DIODES





Micro Commercial Components

### Ordering Information :

Device	Packing
Part Number-TP	Tape&Reel; 3Kpcs/Reel

Note : Adding "-HF" suffix for halogen free, eg. Part Number-TP-HF

#### \*\*\*IMPORTANT NOTICE\*\*\*

**Micro Commercial Components Corp.** reserves the right to make changes without further notice to any product herein to make corrections, modifications, enhancements, improvements, or other changes. **Micro Commercial Components Corp.** does not assume any liability arising out of the application or use of any product described herein; neither does it convey any license under its patent rights, nor the rights of others. The user of products in such applications shall assume all risks of such use and will agree to hold **Micro Commercial Components Corp.** and all the companies whose products are represented on our website, harmless against all damages.

#### \*\*\*LIFE SUPPORT\*\*\*

MCC's products are not authorized for use as critical components in life support devices or systems without the express written approval of Micro Commercial Components Corporation.

#### \*\*\*CUSTOMER AWARENESS\*\*\*

Counterfeiting of semiconductor parts is a growing problem in the industry. Micro Commercial Components (MCC) is taking strong measures to protect ourselves and our customers from the proliferation of counterfeit parts. MCC strongly encourages customers to purchase MCC parts either directly from MCC or from Authorized MCC Distributors who are listed by country on our web page cited below. Products customers buy either from MCC directly or from Authorized MCC Distributors are genuine parts, have full traceability, meet MCC's quality standards for handling and storage. **MCC will not provide any warranty coverage or other assistance for parts bought from Unauthorized Sources.** MCC is committed to combat this global problem and encourage our customers to do their part in stopping this practice by buying direct or from authorized distributors.

[www.mccsemi.com](http://www.mccsemi.com)