

## 10A, 60V Low $V_F$ Trench Schottky Rectifier

### FEATURES

- Patented Trench Schottky technology
- Excellent high temperature stability
- Low forward voltage
- Low power loss/ high efficiency
- High forward surge capability
- Compliant RoHS
- Halogen-free according to IEC 61249-2-21


### APPLICATIONS

- Switching mode power supply (SMPS)
- Adapters
- Lighting application
- On-board DC/DC converter

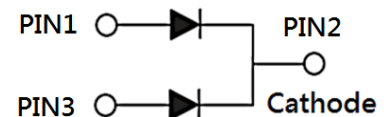
### MECHANICAL DATA

- Case: ITO-220AB
- Molding compound meets UL 94V-0 flammability rating
- Terminal: Matte tin plated leads, solderable per J-STD-002
- Meet JESD 201 class 2 whisker test
- Mounting torque: 0.56 N·m maximum
- Polarity: As marked
- Weight: 1.70g (approximately)

KEY PARAMETERS		
PARAMETER	VALUE	UNIT
$I_F$	10	A
$V_{RRM}$	60	V
$I_{FSM}$	150	A
$T_{J\ MAX}$	150	°C
Package	ITO-220AB	
Configuration	Dual dies	



ITO-220AB



ABSOLUTE MAXIMUM RATINGS ( $T_A = 25^\circ\text{C}$ unless otherwise noted)			
PARAMETER	SYMBOL	TSF10U60C	UNIT
Marking code on the device		TSF10U60C	
Repetitive peak reverse voltage	$V_{RRM}$	60	V
Reverse voltage, total rms value	$V_{R(RMS)}$	42	V
Isolation voltage from terminal to heatsink $t = 1$ min	$V_{AC}$	2000	V
Forward current	$I_F$	10	A
Surge peak forward current, 8.3ms single half sine-wave superimposed on rated load	$I_{FSM}$	150	A
Critical rate of rise of off-state voltage	$dv/dt$	10,000	V/ $\mu\text{s}$
Junction temperature	$T_J$	-55 to +150	°C
Storage temperature	$T_{STG}$	-55 to +150	°C

<b>THERMAL PERFORMANCE</b>			
<b>PARAMETER</b>	<b>SYMBOL</b>	<b>TYP</b>	<b>UNIT</b>
Junction-to-case thermal resistance	$R_{\theta JC}$	4	°C/W

<b>ELECTRICAL SPECIFICATIONS</b> ( $T_A = 25^\circ\text{C}$ unless otherwise noted)					
<b>PARAMETER</b>	<b>CONDITIONS</b>	<b>SYMBOL</b>	<b>TYP</b>	<b>MAX</b>	<b>UNIT</b>
Forward voltage per diode <sup>(1)</sup>	$I_F = 5\text{A}, T_J = 25^\circ\text{C}$	$V_F$	0.44	0.48	V
	$I_F = 10\text{A}, T_J = 25^\circ\text{C}$		0.54	0.62	V
	$I_F = 5\text{A}, T_J = 125^\circ\text{C}$		0.39	0.42	V
Reverse current @ rated $V_R$ per diode <sup>(2)</sup>	$T_J = 25^\circ\text{C}$	$I_R$	-	500	$\mu\text{A}$
	$T_J = 125^\circ\text{C}$		-	100	mA

**Notes:**

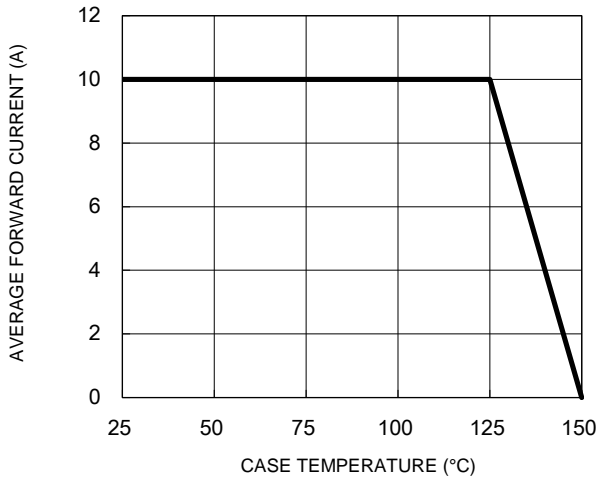
1. Pulse test with  $PW = 0.3\text{ms}$
2. Pulse test with  $PW = 30\text{ms}$

<b>ORDERING INFORMATION</b>		
<b>ORDERING CODE</b>	<b>PACKAGE</b>	<b>PACKING</b>
TSF10U60C	ITO-220AB	50 / Tube

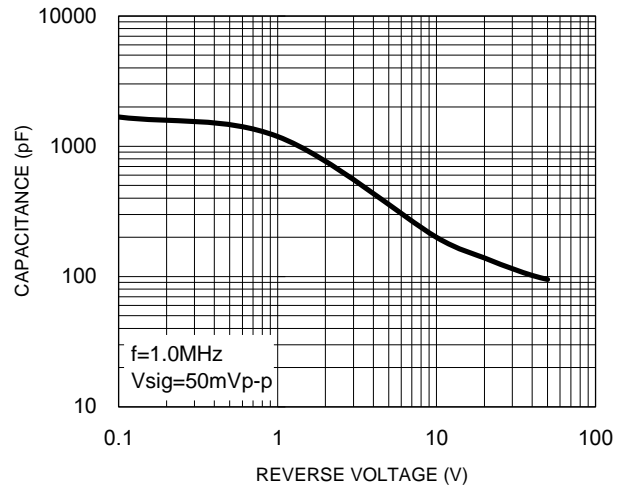
**CHARACTERISTICS CURVES**

( $T_A = 25^\circ\text{C}$  unless otherwise noted)

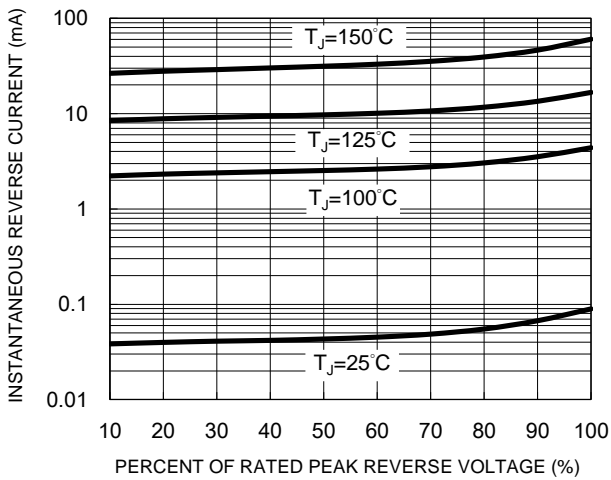
**Fig.1 Forward Current Derating Curve**



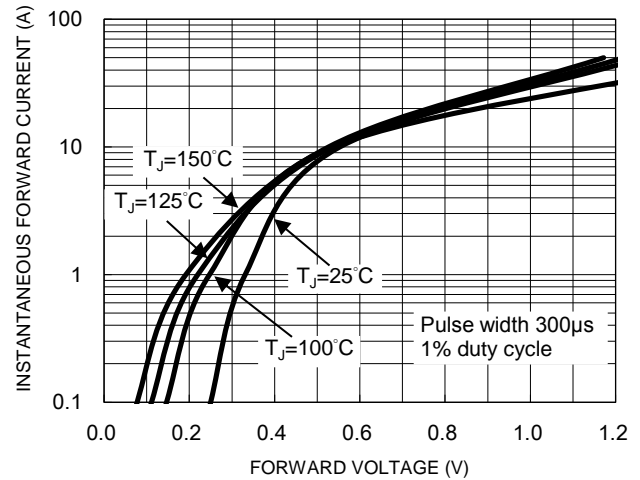
**Fig.2 Typical Junction Capacitance**



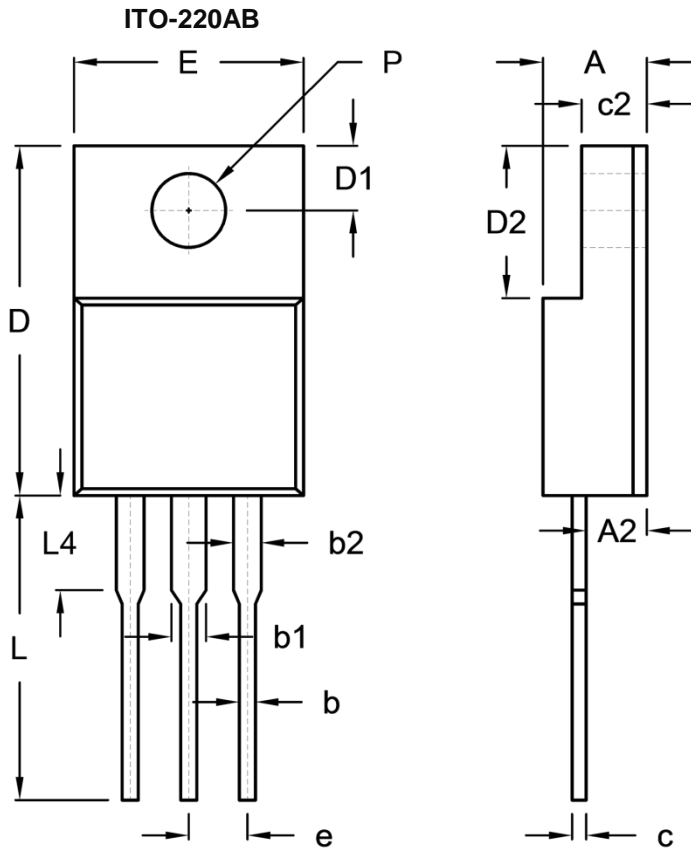
**Fig.3 Typical Reverse Characteristics**



**Fig.4 Typical Forward Characteristics**



**PACKAGE OUTLINE DIMENSIONS**



DIM.	Unit (mm)		Unit (inch)	
	Min.	Max.	Min.	Max.
A	4.30	4.70	0.169	0.185
A2	2.30	2.96	0.091	0.117
b	0.50	0.90	0.020	0.035
b1	-	1.80	-	0.071
b2	0.95	1.45	0.037	0.057
c	0.46	0.76	0.018	0.030
c2	2.50	3.16	0.098	0.124
D	14.80	15.50	0.583	0.610
D1	2.40	3.20	0.094	0.126
D2	6.30	6.90	0.248	0.272
E	9.60	10.30	0.378	0.406
e	2.41	2.67	0.095	0.105
L	12.60	13.80	0.496	0.543
L4	-	4.10	-	0.161
P	3.00	3.40	0.118	0.134

**MARKING DIAGRAM**



- P/N = Marking Code
- G = Green Compound
- YWW = Date Code
- F = Factory Code

## **Notice**

Specifications of the products displayed herein are subject to change without notice. TSC or anyone on its behalf, assumes no responsibility or liability for any errors or inaccuracies.

Purchasers are solely responsible for the choice, selection, and use of TSC products and TSC assumes no liability for application assistance or the design of Purchasers' products.

Information contained herein is intended to provide a product description only. No license, express or implied, to any intellectual property rights is granted by this document. Except as provided in TSC's terms and conditions of sale for such products, TSC assumes no liability whatsoever, and disclaims any express or implied warranty, relating to sale and/or use of TSC products including liability or warranties relating to fitness for a particular purpose, merchantability, or infringement of any patent, copyright, or other intellectual property right.

The products shown herein are not designed for use in medical, life-saving, or life-sustaining applications. Customers using or selling these products for use in such applications do so at their own risk and agree to fully indemnify TSC for any damages resulting from such improper use or sale.