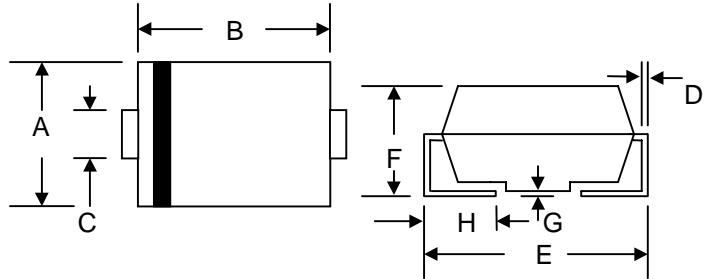


## 3.0A SURFACE MOUNT SCHOTTKY BARRIER DIODE

### Features

- Schottky Barrier Chip
- Ideally Suited for Automatic Assembly
- Low Power Loss, High Efficiency
- Surge Overload Rating to 100A Peak
- For Use in Low Voltage Application
- Guard Ring Die Construction
- Plastic Case Material has UL Flammability Classification Rating 94V-O



### Mechanical Data

- Case: SMC/DO-214AB, Molded Plastic
- Terminals: Solder Plated, Solderable per MIL-STD-750, Method 2026
- Polarity: Cathode Band or Cathode Notch
- Marking: Type Number
- Weight: 0.21 grams (approx.)
- **Lead Free: For RoHS / Lead Free Version, Add "-LF" Suffix to Part Number, See Page 4**

SMC/DO-214AB		
Dim	Min	Max
A	5.59	6.22
B	6.60	7.11
C	2.75	3.25
D	0.152	0.305
E	7.75	8.13
F	2.00	2.62
G	0.051	0.203
H	0.76	1.27
All Dimensions in mm		

### Maximum Ratings and Electrical Characteristics @ $T_A=25^\circ\text{C}$ unless otherwise specified

Characteristic	Symbol	SK32	SK33	SK34	SK35	SK36	SK38	SK39	S310	Unit	
Peak Repetitive Reverse Voltage	$V_{RRM}$	20	30	40	50	60	80	90	100	V	
Working Peak Reverse Voltage	$V_{RWM}$										
DC Blocking Voltage	$V_R$										
RMS Reverse Voltage	$V_{R(RMS)}$	14	21	28	35	42	56	64	71	V	
Average Rectified Output Current @ $T_L = 75^\circ\text{C}$	$I_O$	3.0								A	
Non-Repetitive Peak Forward Surge Current 8.3ms Single half sine-wave superimposed on rated load (JEDEC Method)	$I_{FSM}$	100								A	
Forward Voltage @ $I_F = 3.0\text{A}$	$V_{FM}$	0.50		0.75		0.85				V	
Peak Reverse Current @ $T_A = 25^\circ\text{C}$ At Rated DC Blocking Voltage @ $T_A = 100^\circ\text{C}$	$I_{RM}$	0.5					20				mA
Typical Thermal Resistance (Note 1)	$R_{\theta JL}$ $R_{\theta JA}$	17					55				$^\circ\text{C/W}$
Operating Temperature Range	$T_j$	-65 to +125								$^\circ\text{C}$	
Storage Temperature Range	$T_{STG}$	-65 to +150								$^\circ\text{C}$	

Note: 1. Mounted on P.C. Board with 14mm<sup>2</sup> copper pad area.

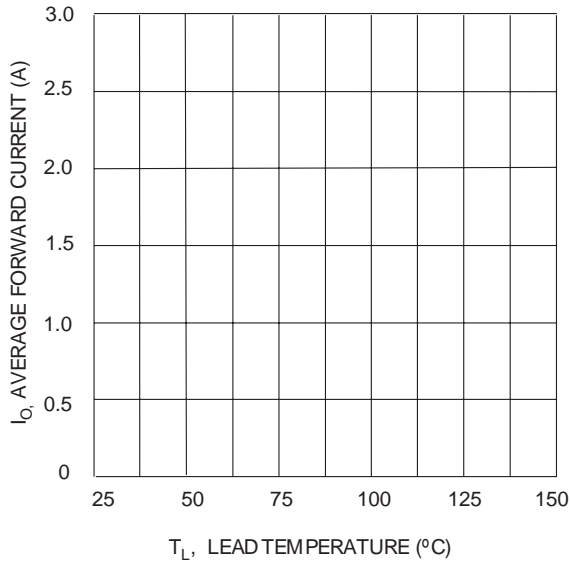


Fig. 1 Forward Current Derating Curve

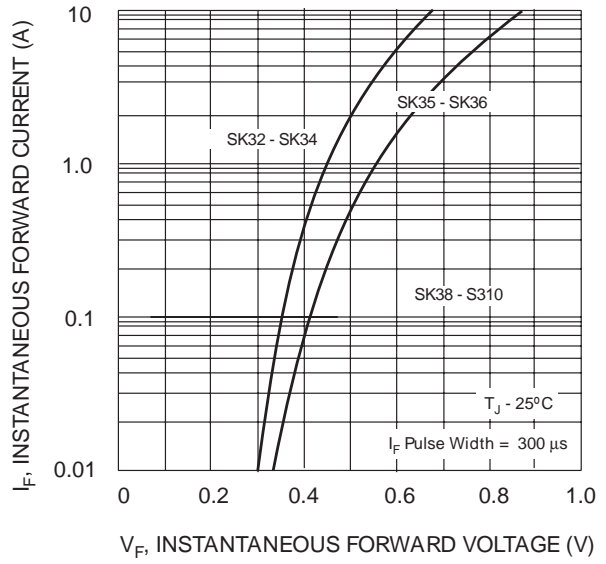


Fig. 2 Typical Forward Characteristics

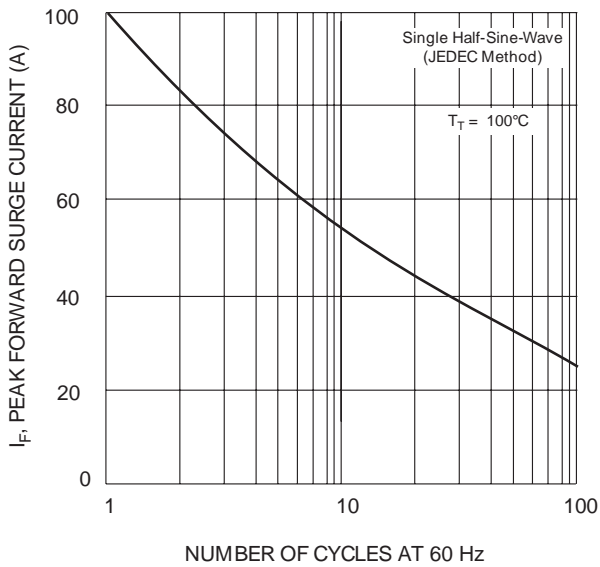


Fig. 3 Max Non-Repetitive Peak Fwd Surge Current

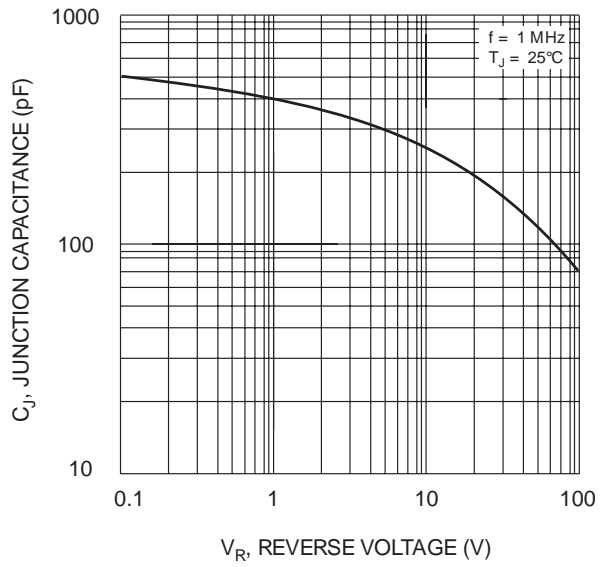


Fig. 4 Typical Junction Capacitance

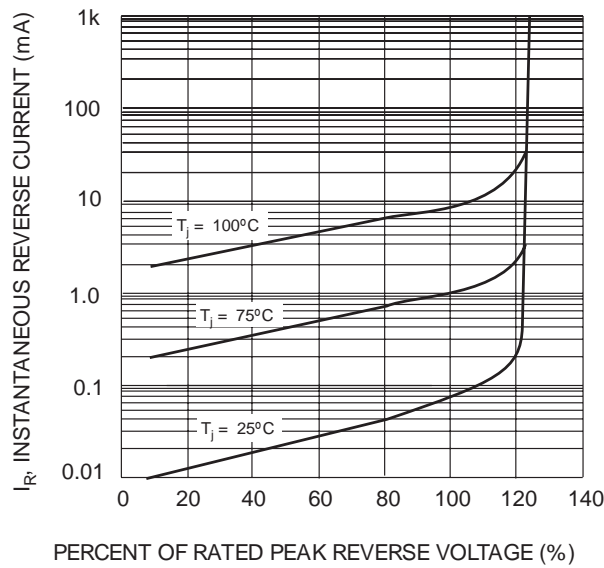


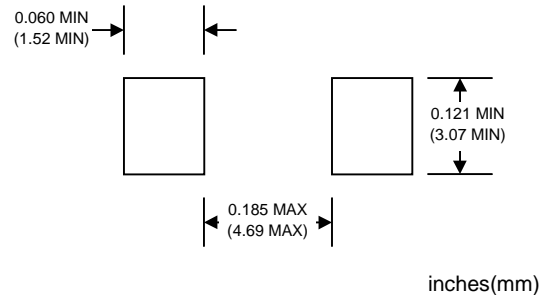
Fig. 5 Typical Reverse Characteristics

## MARKING INFORMATION



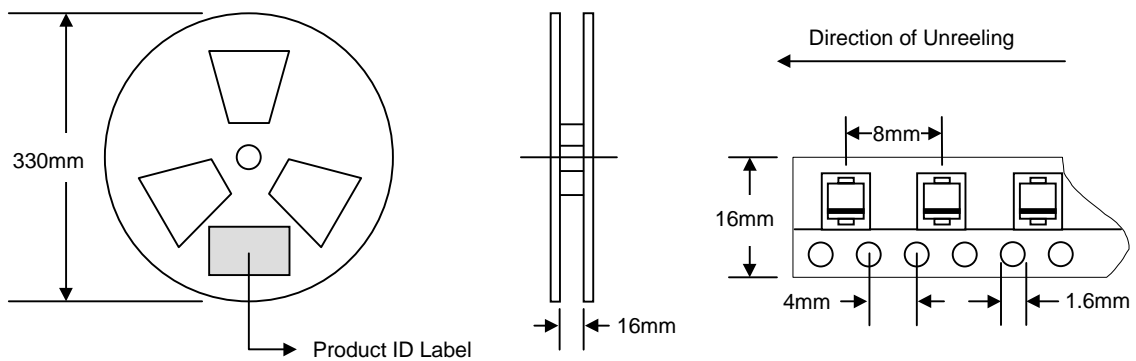
Cathode = Polarity Band  
 WTE = Manufacturer's Logo  
 SK3x = Device Number Except S310  
 x = 2, 3, 4, 5, 6, 8 or 9

## RECOMMENDED FOOTPRINT



## PACKAGING INFORMATION

### TAPE & REEL



Reel Diameter (mm)	Quantity (PCS)	Inner Box Size L x W x H (mm)	Quantity (PCS)	Carton Size L x W x H (mm)	Quantity (PCS)	Approx. Gross Weight (KG)
330	3,000	340 x 337 x 45	6,000	370 x 370 x 420	48,000	19.0

**Note:** 1. Paper reel, white or gray color.  
 2. Components are packed in accordance with EIA standard 481-1 and 481-2.

## ORDERING INFORMATION

Product No.	Package Type	Shipping Quantity
SK32-T3	SMC	3000/Tape & Reel
SK33-T3	SMC	3000/Tape & Reel
SK34-T3	SMC	3000/Tape & Reel
SK35-T3	SMC	3000/Tape & Reel
SK36-T3	SMC	3000/Tape & Reel
SK38-T3	SMC	3000/Tape & Reel
SK39-T3	SMC	3000/Tape & Reel
S310-T3	SMC	3000/Tape & Reel

1. Shipping quantity given is for minimum packing quantity only. For minimum order quantity, please consult the Sales Department.
2. **To order RoHS / Lead Free version (with Lead Free finish), add "-LF" suffix to part number above. For example, SK32-T3-LF.**

Won-Top Electronics Co., Ltd (WTE) has checked all information carefully and believes it to be correct and accurate. However, WTE cannot assume any responsibility for inaccuracies. Furthermore, this information does not give the purchaser of semiconductor devices any license under patent rights to manufacturer. WTE reserves the right to change any or all information herein without further notice.

**WARNING:** DO NOT USE IN LIFE SUPPORT EQUIPMENT. WTE power semiconductor products are not authorized for use as critical components in life support devices or systems without the express written approval.

**Won-Top Electronics Co., Ltd.**

No. 44 Yu Kang North 3rd Road, Chine Chen Dist., Kaohsiung, Taiwan

**Phone:** 886-7-822-5408 or 886-7-822-5410

**Fax:** 886-7-822-5417

**Email:** sales@wontop.com

**Internet:** <http://www.wontop.com>

*We power your everyday.*