

Accessories Industrial Power Relay RT / RP / SR2M

and similar design: pinnings 3.5mm / 5mm; relay heights 15.7 / 25.5mm



F0228-A

Features

- New retainer clip with ejection function
- Easy replacement of relays on a densely packed DIN rail
- High quality rising clamp terminals
- Captive combination terminal screws
- No reduction of protection class or creepage/clearance with plastic retainer
- Simple plug-in indicator- and protection modules
- White snap-on tags
- Not suitable for bistable relays with 2 coils

Accessories for sockets:

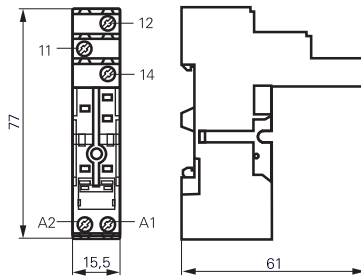
- Rejector
- LED- and protection modules
- Marking tags

Dimensions in mm

Socket with screw-type terminals for DIN rail mounting



F0229-A



S0416-AA

RT 78 724 Socket with screw-type terminals, pinning 3.5 mm for DIN rail mounting



Technical data

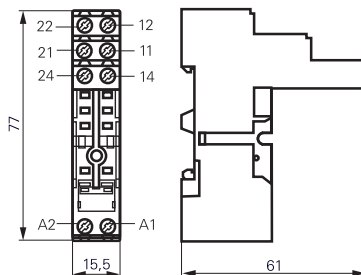
Rated current	12 A
Rated voltage	250 Vac
Insulation cat. (VDE 0110b)	C / 250 Vac
Ambient temperature	-25...85 °C
Protection category	IP 20
Wire cross section	2 x 2.5 mm ²
with bootlace crimp	2 x 1.5 mm ²
Terminal torque	0.5 Nm
max.	0.7 Nm
Packaging unit	10 pcs.

RT 78 724 and RT 78 726

- Logical setup of connections (input / output)
- Safe separation to VDE 0106



F0230-A



S0416-AB

RT 78 726 Socket with screw-type terminals, pinning 5 mm for DIN rail mounting



Technical data

Rated current	1 pole	12 A *)
	2 pole	2 x 12 A
Rated voltage	250 Vac	
Insulation cat. (VDE 0110b)	C / 250 Vac	
Ambient temperature	-25...85 °C	
Protection category	IP 20	
Wire cross section	2 x 2.5 mm ²	
with bootlace crimp	2 x 1.5 mm ²	
Terminal torque	0.5 Nm	
max.	0.7 Nm	
Packaging unit	10 pcs.	

*) For 1 pole relays (16 A) the relay terminals 11-21, 12-22 and 14-24 have to be bridged

For 1 pole relays (12 A) the relay terminals 11-12-14 have to be connected to the socket terminals 21-12-24

Socket with screw-type terminals for DIN rail mounting

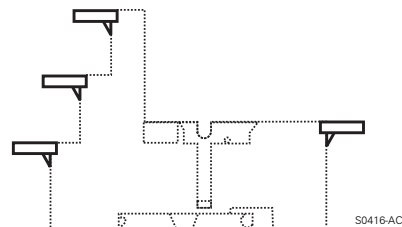
Type		Part Number
RT 78 724	Socket with screw-type terminals, pinning 3.5 mm for DIN rail mounting	8-1415035-1
RT 78 726	Socket with screw-type terminals, pinning 5 mm for DIN rail mounting	6-1415035-1

Accessories Industrial Power Relay RT / RP / SR2M

and similar design: pinnings 3.5mm / 5mm; relay heights 15.7 / 25.5mm

Accessories for RT 78 724, RT 78 726

Type		Part Number
RT 17 016	Plastic retaining clip, relay height 15.7 and 25.5 mm	1-1415038-1
RT 17 040	Marking tag	2-1415038-1



Marking tags

- White marking area 15.5 x 6 mm
- Snaps on socket in up to 4 positions

LED- and Protection Modules for RT 78 724, RT 78 726

Easy insertion of module into the socket

Wiring in parallel to the coil

Type		Part Number
PTM T0 0A0	Protection diode (A1+, A2-)	9-1415036-1
PTM T0 0L0	Protection diode (A1-, A2+)	0-1415037-1
PTM U0 524	RC-network 6...60 Vac	1-1415037-1
PTM U0 730	RC-network 110...230 Vac	2-1415037-1
PTM V0 524	Varistor 24 Vac	3-1415037-1
PTM V0 615	Varistor 115 Vac	6-1415365-1
PTM V0 730	Varistor 230 Vac	4-1415037-1

LED

PTM L0 524	red LED 6...24 Vdc/Vac	6-1415036-1
PTM G0 524	green LED 6...24 Vdc/Vac	3-1415036-1
PTM L0 024	red LED 6...24 Vdc w. prot.diode (A1+, A2-)	5-1415036-1
PTM G0 024	green LED 6...24 Vdc w. prot.diode (A1+, A2-)	2-1415036-1
PTM L1 024	red LED 6...24 Vdc w. prot. diode (A1-, A2+)	8-1415036-1
PTM L0 730	red LED 110...230 Vac	7-1415036-1
PTM G0 730	green LED 110...230 Vac	4-1415036-1

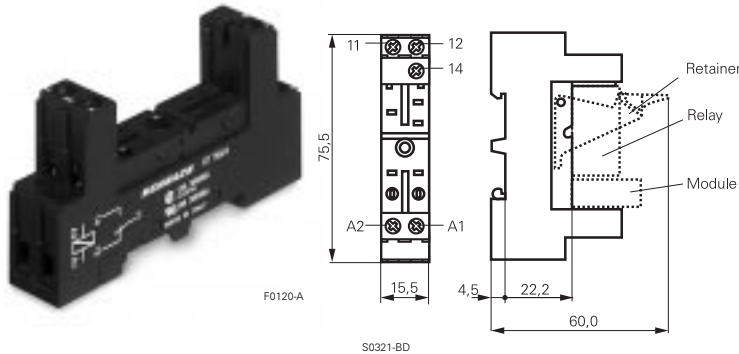


Accessories Industrial Power Relay RT / RP / SR2M

and similar design: pinning 3.5mm / 5mm; relay heights 15.7 / 25.5mm

Dimensions in mm

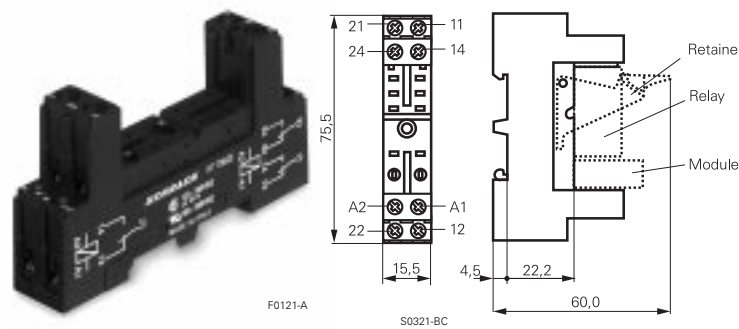
RT 78 624 Socket with screw-type terminals, pinning 3.5 mm for DIN rail mounting



Technical data

Rated current	12 A
Rated voltage	300 Vac
Dielectric strength coil/cont.	>4000 V _{rms}
Insulation cat. (VDE 0110b)	C / 250 Vac
Ambient temperature	-25...+85 °C
Protection category	IP 20
Protection against accidental contact meets	VBG 4
Wire cross section	2 x 2.5 mm ²
with bootlace crimp	2 x 1.5 mm ²
Packaging unit	10 pcs.

RT 78 625 Socket with screw-type terminals, pinning 5 mm for DIN rail mounting



Technical data

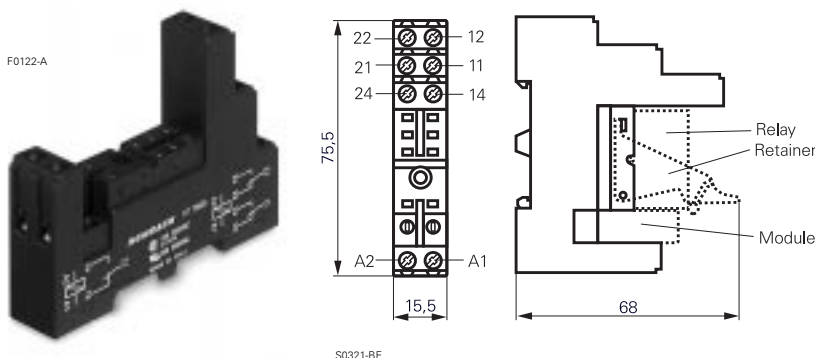
Rated current	1 pole	12 A *)
	2 pole	2 x 12 A
Rated voltage	300 Vac	
Dielectric strength coil/cont.	>4000 V _{rms}	
Insulation cat. (VDE 0110b)	C / 250 Vac	
Ambient temperature	-25...+80 °C	
Protection category	IP 20	
Protection against accidental contact meets	VBG 4	
Wire cross section	2 x 2.5 mm ²	
with bootlace crimp	2 x 1.5 mm ²	
Packaging unit	10 pcs.	

RT 78 624 and RT 78 626

- Logical setup of connections (input / output)
- Safe separation to VDE 0106

*) For 1 pole relays (16 A) the terminals 11-21, 12-22 and 14-24 have to be bridged
For 1 pole relays (12 A) the terminals 11-12-14 have to be connected to the socket terminals 21-12-24

RT 78 626 Socket with screw-type terminals, pinning 5 mm for DIN rail mounting



Technical data

Rated current	1 pole	12 A *)
	2 pole	2 x 12 A
Rated voltage	300 Vac	
Dielectric strength coil/cont.	>4000 V _{rms}	
Insulation cat. (VDE 0110b)	C / 250 Vac	
Ambient temperature	-25...+80 °C	
Protection category	IP 20	
Protection against accidental contact meets	VBG 4	
Wire cross section	2 x 2.5 mm ²	
with bootlace crimp	2 x 1.5 mm ²	
Packaging unit	10 pcs.	

*) For 1 pole relays (16 A) the terminals 11-21, 12-22 and 14-24 have to be bridged
For 1 pole relays (12 A) the terminals 11-12-14 have to be connected to the socket terminals 21-12-24

Socket with screw-type terminals, for DIN rail mounting

Type		Part Number
RT 78 624	Socket with screw-type terminals, pinning 3.5 mm for DIN rail mounting	2-1419108-1
RT 78 625	Socket with screw-type terminals, pinning 5 mm for DIN rail mounting	2-1419108-2
RT 78 626	Socket with screw-type terminals, pinning 5 mm for DIN rail mounting	2-1419108-3

Accessories Industrial Power Relay RT / RP / SR2M

and similar design: pinnings 3.5mm / 5mm; relay heights 15.7 / 25.5mm

Dimensions in mm
View on solder pins

Accessories for RT 78 624, RT 78 625, RT 78 626

Type		Part Number
RT 16 016	Plastic retaining clip RT, relay height 15.7 mm	3-1393161-3
RP 16 104	Plastic retaining clip RP, relay height 25.5 mm	1-1393161-8
RY 16 040	Marking tag	6-1393161-8

LED- and Protection Modules for RT 78 624, RT 78 625, RT 78 626 and RP 78 623, RY 78 626

Easy insertion of module into the socket

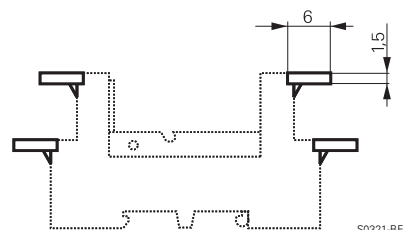
Wiring in parallel to the coil

Type		Part Number
RPM T0 0A0	Protection diode 1N4007 ¹⁾	1-1393161-1
RPM U0 548	RC-network 24...48 Vac	1-1393161-3
RPM U0 730	RC-network 110...230 Vac	1-1393161-4

LED

RPM L0 024	red LED 12...24 Vdc w.prot.diode ¹⁾	0-1393161-4
RPM G0 024	green LED 12...24 Vdc w.prot.diode ¹⁾	0-1393161-3
RPM L0 524	red LED 12...48 Vdc / Vac	0-1393161-7
RPM G0 524	green LED 12...48 Vdc / Vac	2-1419152-4
RPM L0 110	red LED 60...110 Vdc w.prot.diode ¹⁾	0-1393161-6
RPM G0 110	green LED 60...110 Vdc w.prot.diode ¹⁾	2-1419152-3
RPM L0 730	red LED 110...230 Vac	0-1393161-8
RPM G0 730	green LED 110...230 Vac	2-1419152-5

¹⁾ Standard polarity: A1:+, A2:-



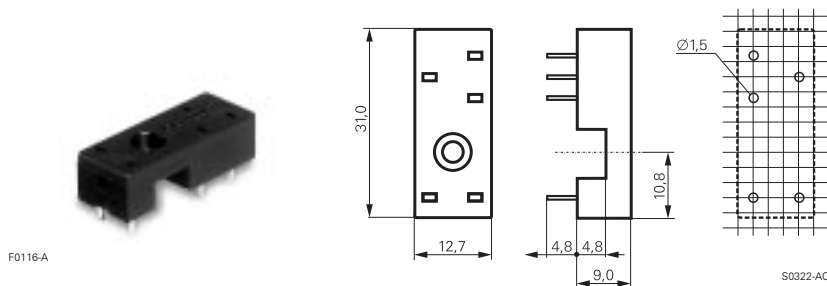
Marking tags

- White marking area 15.5 x 6 mm
- Snaps on socket in up to 4 positions

F0123-A



Socket with PCB terminals

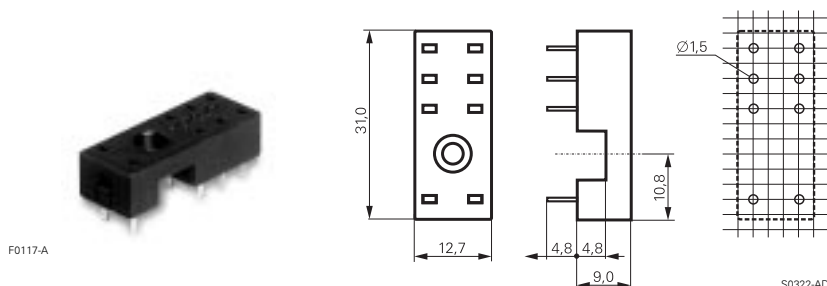


RP 78 601 Socket with PCB terminals, pinning 3.5 mm



Technical data

Rated current	12 A
Rated voltage	300 Vac
Dielectric strength coil/cont.	>5000 V _{rms}
Insulation cat. (VDE 0110b)	C / 250 Vac
Ambient temperature	-40...+80 °C
Packaging unit	100 pcs.



RP 78 602 Socket with PCB terminals, pinning 5 mm



Technical data

Rated current	1 pole	12 A
	2 pole	2 x 12 A
Rated voltage		300 Vac
Dielectric strength coil/cont.		>5000 V _{rms}
Insulation cat. (VDE 0110b)		C / 250 Vac
Ambient temperature		-40...+80 °C
Packaging unit		100 pcs.

Socket with PCB terminals

Type		Part Number
RP 78 601	Socket with PCB terminals, pinning 3.5 mm	8-1393234-4
RP 78 602	Socket with PCB terminals, pinning 5 mm	8-1393234-5

Accessories for RP 78 601, RP 78 602

Type		Part Number
RT 16 041	Plastic retaining clip RT, relay height 15.7 mm	3-1393161-4
RP 16 100	Plastic retaining clip RP, relay height 25.5 mm	1-1393161-7
RT 28 516	Metal retaining clip RT, relay height 15.7 mm	0-1419108-7
RP 28 500	Metal retaining clip RP, relay height 25.5 mm	1-1393161-9