


Low Temperature Detection Sensor

For monitoring the temperatures of water/air heaters in ventilation and air conditioning systems to prevent frost damage to the cooling registers. Manual or automatic reset versions and adjustable setpoints. The frost alarm is provided with a 1-pole changeover switch.


Type Overview

Type	Output signal temperature switch	Additional features	Probe length
01DTS-504	changeover	Auto reset	10 ft [3 m]
01DTS-504X	changeover	Manual reset	10 ft [3 m]
01DTS-505	changeover	Auto reset	20 ft [6 m]
01DTS-505X	changeover	Manual reset	20 ft [6 m]

Technical Data

Electrical Data	Cable entry	Cable gland cap nut with strain relief Ø6...8 mm
Functional Data	Output signal switch note	1x SPDT (4A @ AC/DC 24V)
	Application	air
Measuring Data	Measuring values	temperature
	Measuring range temperature	15...60°F [-10...15°C]
	Accuracy temperature active	±0.9°F [±0.5°C]
Materials	Cable gland	PA6, gray
	Housing	Base: ABS, gray seal: 0467 NBR70, black cover ABS, transparent
	Probe material	Copper/vapor filled R507
Safety Data	Ambient humidity	max. 95% r.H., non-condensing
	Ambient temperature	-30...160°F [-35...70°C]
	Fluid temperature	-30...120°F [-35...50°C]
	Protection class IEC/EN	III protective extra-low voltage (peIv)
	EU Conformity	CE Marking
	Certification IEC/EN	IEC/EN 60730-1
	Degree of protection IEC/EN	IP65
	Degree of protection NEMA/UL	NEMA 4
	Quality Standard	ISO 9001

Safety Notes



This device has been designed for use in stationary heating, ventilation and air-conditioning systems and must not be used outside the specified field of application. Unauthorised modifications are prohibited. The product must not be used in relation with any equipment that in case of a failure may threaten humans, animals or assets.

Ensure all power is disconnected before installing. Do not connect to live/operating equipment.

Only authorised specialists may carry out installation. All applicable legal or institutional installation regulations must be complied during installation.

The device contains electrical and electronic components and must not be disposed of as household refuse. All locally valid regulations and requirements must be observed.

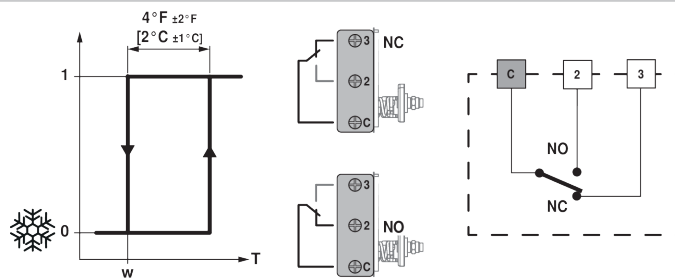


During installation, testing, servicing and troubleshooting of this product, it may be necessary to work with live electrical components. Have a qualified licensed electrician or other individual who has been properly trained in handling live electrical components perform these tasks. Failure to follow all electrical safety precautions when exposed to live electrical components could result in death or serious injury.

Scope of delivery

Scope of delivery	Description	Type
	Mounting kit, with mounting brackets	A-22D-A08

Wiring Diagram

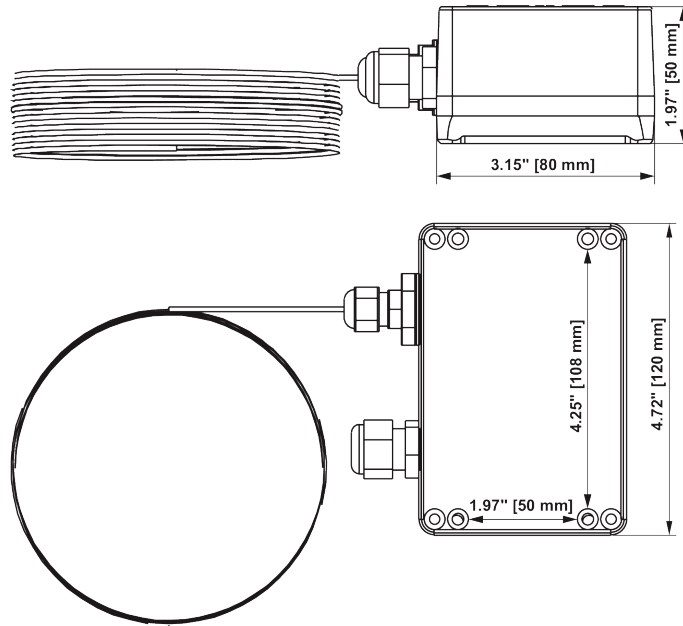


set point range (factory setting 41°F [5°C])

If the capillary leaks, the switch changes to the frost position.

Dimensions

Dimensions



Type	Probe length	Weight
01DTS-504	10 ft [3 m]	0.89 lb [0.41 kg]
01DTS-504X	10 ft [3 m]	0.89 lb [0.41 kg]
01DTS-505	20 ft [6 m]	1.01 lb [0.46 kg]
01DTS-505X	20 ft [6 m]	1.01 lb [0.46 kg]