





High density Dual-in-line sockets for devices featuring 0.07" (1.778 mm) lead spacing. Four-finger beryllium copper contact meets high vibration and shock requirements

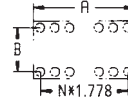
Insertion characteristics:
4-finger standard



Platings	Sleeve 	Clip 	Pin 
91	5 µm Sn Pb	0.25 µm Au	
93	5 µm Sn Pb	0.75 µm Au	
97	5 µm Sn Pb	Goldflash	
99	5 µm Sn Pb	5 µm Sn Pb	

Ordering information

For complete part number see Order Codes list below

No. of poles	Order Codes				Insulator dimensions 	See page 52	A	B	C
	Plating 91	Plating 93	Plating 97	Plating 99 B					
	Open frame 117								
16	117-91-316-41-005	117-93-316-41-005	117-97-316-41-005	117-99-316-41-005	Fig. 70	14.6	7.62	10.16	
28	117-91-428-41-005	117-93-428-41-005	117-97-428-41-005	117-99-428-41-005	Fig. 71	25.2	10.16	12.7	
30	117-91-430-41-005	117-93-430-41-005	117-97-430-41-005	117-99-430-41-005	Fig. 71a	27.0	10.16	12.7	
32	117-91-432-41-005	117-93-432-41-005	117-97-432-41-005	117-99-432-41-005	Fig. 71b	28.8	10.16	12.7	
48	117-91-448-41-005	117-93-448-41-005	117-97-448-41-005	117-99-448-41-005	Fig. 72	43.0	10.16	12.7	
20	117-91-620-41-005	117-93-620-41-005	117-97-620-41-005	117-99-620-41-005	Fig. 81	18.1	15.24	17.78	
24	117-91-624-41-005	117-93-624-41-005	117-97-624-41-005	117-99-624-41-005	Fig. 82	21.55	15.24	17.64	
28	117-91-628-41-005	117-93-628-41-005	117-97-628-41-005	117-99-628-41-005	Fig. 73	25.2	15.24	17.78	
40	117-91-640-41-005	117-93-640-41-005	117-97-640-41-005	117-99-640-41-005	Fig. 74	35.9	15.24	17.78	
42	117-91-642-41-005	117-93-642-41-005	117-97-642-41-005	117-99-642-41-005	Fig. 75	37.7	15.24	17.78	
48	117-91-648-41-005	117-93-648-41-005	117-97-648-41-005	117-99-648-41-005	Fig. 76	43.1	15.24	17.78	
52	117-91-652-41-005	117-93-652-41-005	117-97-652-41-005	117-99-652-41-005	Fig. 77	46.6	15.24	17.78	
56	117-91-656-41-005	117-93-656-41-005	117-97-656-41-005	117-99-656-41-005	Fig. 77a	50.0	15.24	17.78	
64	117-91-664-41-005	117-93-664-41-005	117-97-664-41-005	117-99-664-41-005	Fig. 78	57.2	15.24	17.78	
68	117-91-668-41-005	117-93-668-41-005	117-97-668-41-005	117-99-668-41-005	Fig. 79	60.8	15.24	17.78	
64	117-91-764-41-005	117-93-764-41-005	117-97-764-41-005	117-99-764-41-005	Fig. 80	57.4	19.05	21.59	
	Closed frame 217								
64	217-91-764-41-005	217-93-764-41-005	217-97-764-41-005	217-99-764-41-005	Fig. 90	57.4	19.05	21.59	