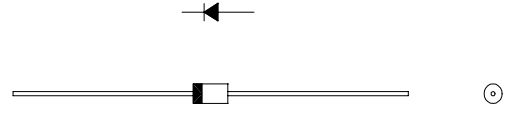


# SBD Type :11EQ06

## FEATURES

- \* Miniature Size
- \* Low Forward Voltage drop
- \* Low Power Loss, High Efficiency
- \* High Surge Capability
- \* 40 Volts thru 100 Volts Types Available
- \* 26mm&52mm Inside Tape Spacing Package Available

## OUTLINE DRAWING



## Maximum Ratings

Approx Net Weight:0.21g

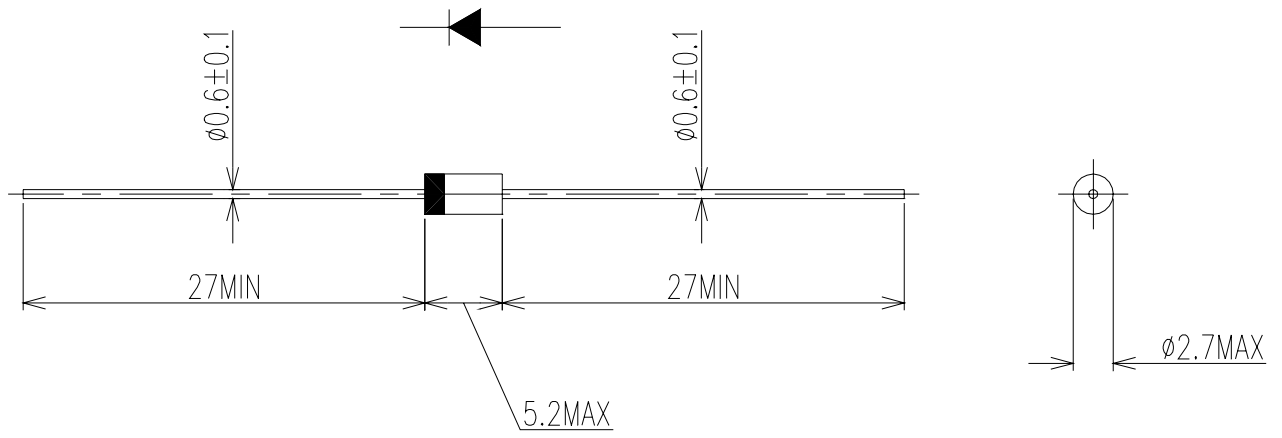
Rating		Symbol	11EQ06			Unit
Repetitive Peak Reverse Voltage		$V_{RRM}$	60			V
Non-repetitive Peak Reverse Voltage		$V_{RSM}$	65			V
Average Rectified Output Current	Without Fin or P.C.Board	$I_o$	0.8	$T_a=27^{\circ}C^*$	50Hz Half Sine Wave Resistive Load	A
	P.C.Board mounted		1.0	$T_a=33^{\circ}C^*$		
RMS Forward Current		$I_{F(RMS)}$	1.57			A
Surge Forward Current		$I_{FSM}$	25	50Hz Half Sine Wave, 1cycle, Non-repetitive		A
Operating Junction Temperature Range		$T_{jw}$	- 40 to + 150			$^{\circ}C$
Storage Temperature Range		$T_{stg}$	- 40 to + 150			$^{\circ}C$

## Electrical • Thermal Characteristics

Characteristics	Symbol	Conditions	Min.	Typ.	Max.	Unit
Peak Reverse Current	$I_{RM}$	$T_j= 25^{\circ}C, V_{RM}= V_{RRM}$	-	-	1	mA
Peak Forward Voltage	$V_{FM}$	$T_j= 25^{\circ}C, I_{FM}= 1.0A$	-	-	0.58	V
Thermal Resistance (Junction to Ambient)	$R_{th(j-a)}$	Without Fin or P.C.Board	-	-	140	$^{\circ}C/W$
		P.C.Board mounted			105	

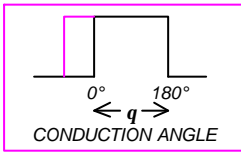
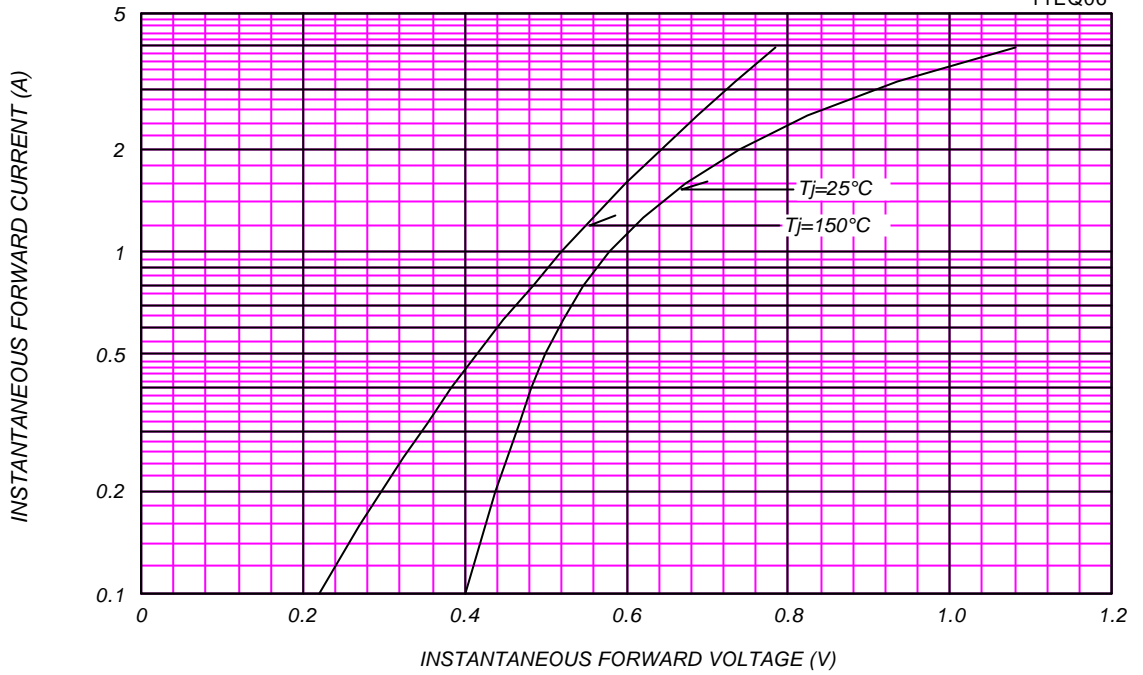
\*:Print Lands=5x5mm,Both Sides

11EQ06 OUTLINE DRAWING (Dimensions in mm)



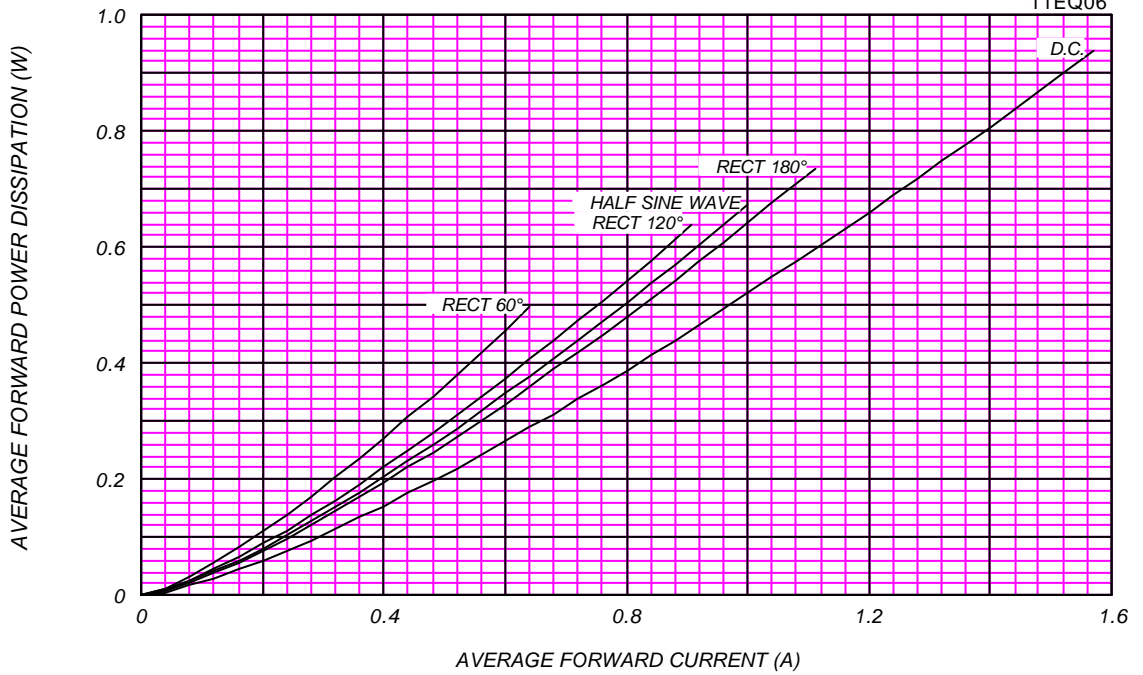
FORWARD CURRENT VS. VOLTAGE

11EQ06



AVERAGE FORWARD POWER DISSIPATION

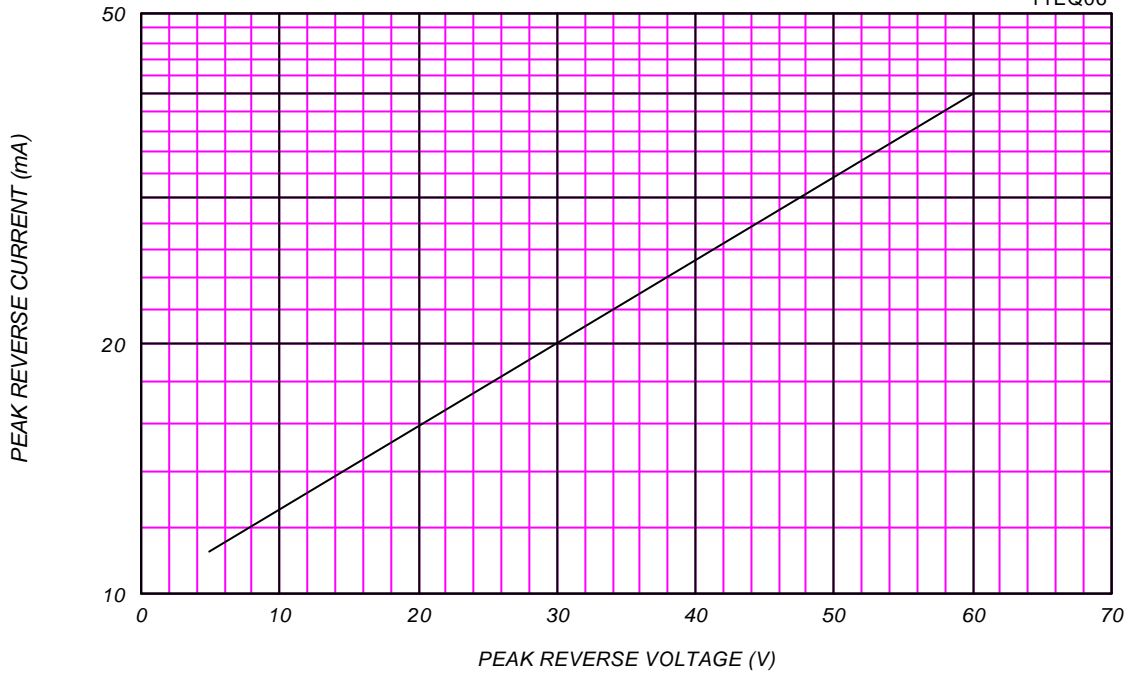
11EQ06



PEAK REVERSE CURRENT VS. PEAK REVERSE VOLTAGE

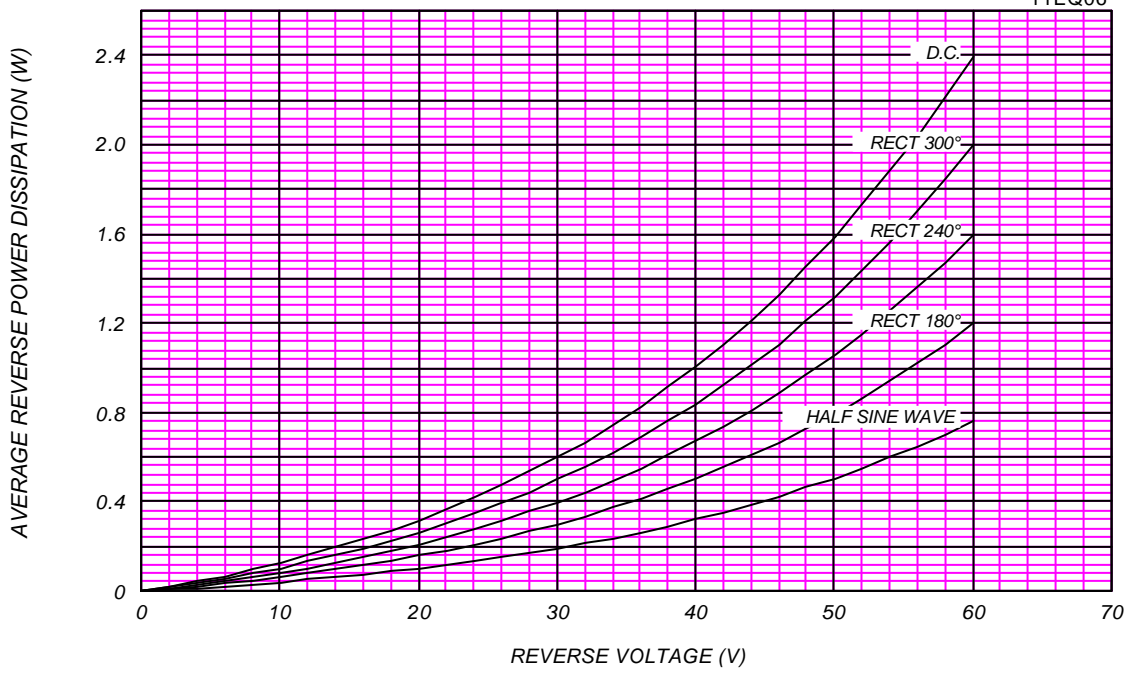
T<sub>j</sub> = 150 °C

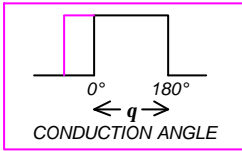
11EQ06



AVERAGE REVERSE POWER DISSIPATION

11EQ06

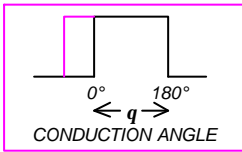
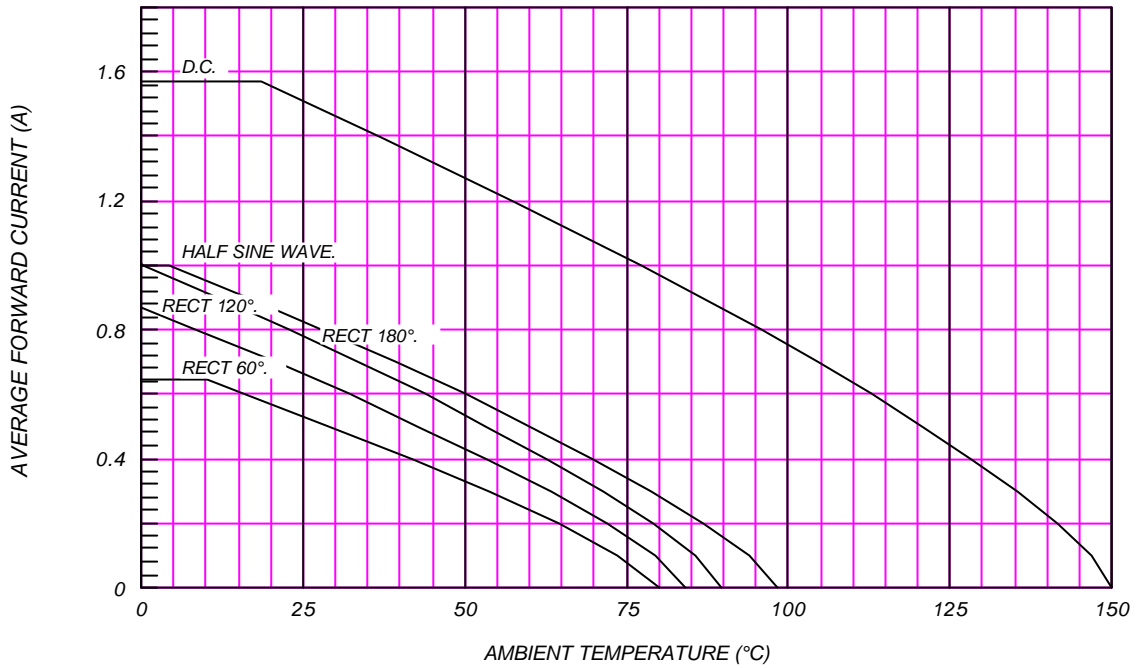




### AVERAGE FORWARD CURRENT VS. AMBIENT TEMPERATURE

Without Fin or P.C. Board,  $V_{RM}=60V$

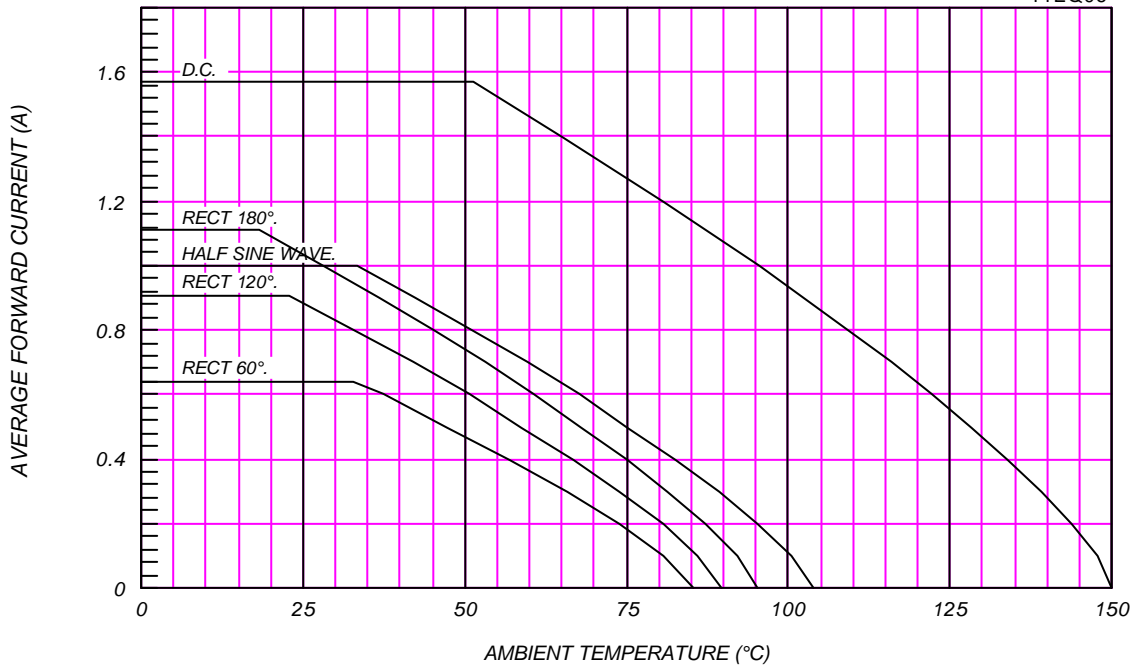
11EQ06



### AVERAGE FORWARD CURRENT VS. AMBIENT TEMPERATURE

P.C. Board mounted (L=8mm, Print Land=10×10mm),  $V_{RM}=60V$

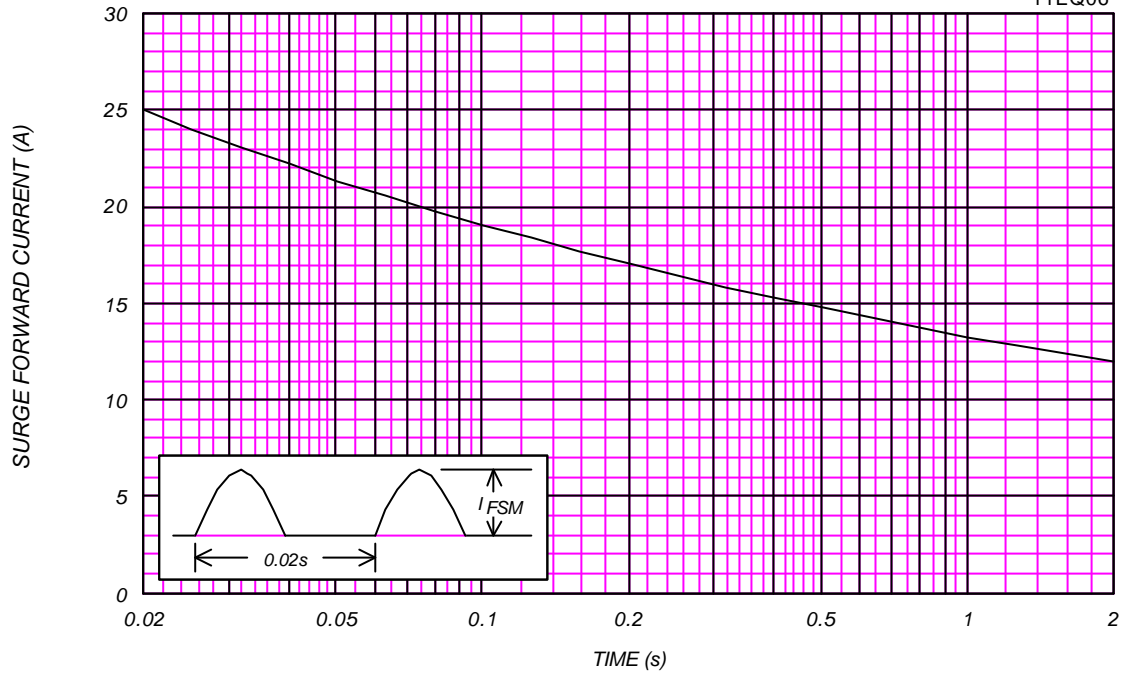
11EQ06



### SURGE CURRENT RATINGS

f=50Hz, Half Sine Wave, Non-Repetitive, No Load

11EQ06



### JUNCTION CAPACITANCE VS. REVERSE VOLTAGE

$T_j = 25^\circ\text{C}$ ,  $V_m = 20\text{mV}_{\text{RMS}}$ ,  $f = 100\text{kHz}$ , Typical Value

11EQ06

