

Series 1384X
Edge Connectors -
1 Sided Boards/Vertical Mount

SPECIFICATIONS

Rating: 10A, 250V
Center Spacing: 0.375" or 3/8" (9.52mm)
Wire Range: #14-22 AWG CU; entry to PC board at 90° angle.
Number of Poles: 4- to 16-poles
PC Board: Edge contact accepts standard 1/16" (0.0625) PCB.
Contacts: Cantilever design 0.02" thick phosphorus bronze with mating surface tin-plated (0.0002) over copper (0.00005).
Terminals: Pressure plate terminals.
Material: Black, UL Rated 94V0 Thermoplastic (125°C)
Operating Temperature: -55°C to 105°C (212°F)
Agency Information: CSA File 47235

13848-08G02B



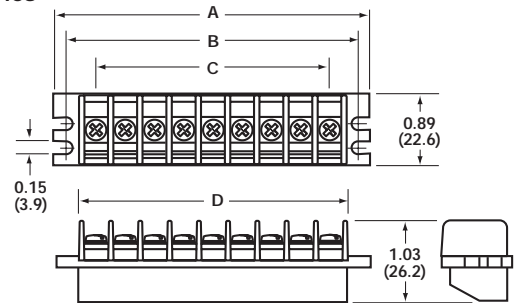
13847-08T02B

Poles	A	B	C	D
04	2.25	1.87	1.12	1.53
05	2.62	2.25	1.50	1.90
06	3.00	2.62	1.87	2.28
07	3.37	3.00	2.25	2.65
08	3.75	3.37	2.62	3.03
09	4.12	3.75	3.00	3.40
10	4.50	4.12	3.37	3.78
11	4.87	4.50	3.75	4.15
12	5.25	4.87	4.12	4.53
13	5.62	5.25	4.50	4.90
14	6.00	5.62	4.87	5.28
15	6.37	6.00	5.25	5.65
16	6.75	6.37	5.62	6.03

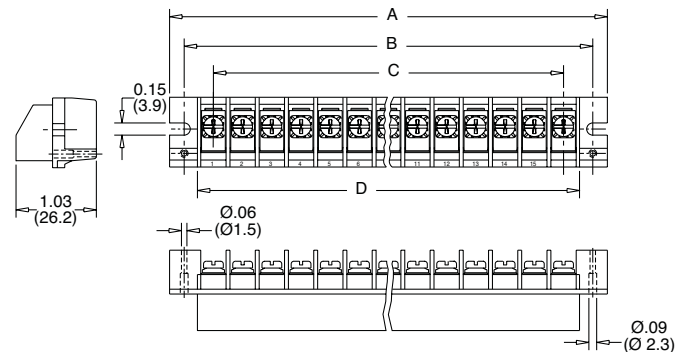
* Dimensions in inches. To convert to millimeters, multiply by 25.4.
 Optional polarizing key (Part No. C5971) consult with factory.

Dimensions - in (mm)

13847 Series



13848 Series



Part Numbering System

Inches (Millimeters)

Series	Block Style	Poles	Terminal Plating	Screw Style	Block Color	Special Options
1384	<input type="checkbox"/> - 7 - Flat mtg. ears w/ 2 slots <input type="checkbox"/> - 8 - Mtg. ears w/2 standoffs with hole for mounting strip	<input type="checkbox"/> <input type="checkbox"/> 04 to 16	<input type="checkbox"/> - T - Tin over copper G - Gold*	02 02 - #6-32 pan head. w/ SEMS wire clamp	B B - Black	<input type="checkbox"/> - M - Marking strip

* Consult Factory

Edge Connectors - 1 Sided Boards/Right Angle Mount

Series 15104

Edge Connectors – 1 Sided Boards / Right Angle Mount

SPECIFICATIONS

Rating: 10A, 300V

Center Spacing: 0.375" or 3/8" (9.52mm)

Wire Range: #12-22 AWG CU

Number of Poles: 6- to 28-poles

Screw Size: #6-32

Torque Rating: 12 lb-in

Terminals: Pressure plate terminals with screws set at 45° or 90° angle

PC Board: Edge contact accepts standard 1/16" (0.0625) PCB

Contacts: Tuning fork design of 0.021" thick phosphorus bronze with 0.0001" bright tin-plating

Material: Black, UL Rated 94V0 Thermoplastic

Operating Temperature: 95°C max.

Agency Information: UL File E62622, CSA File 47235

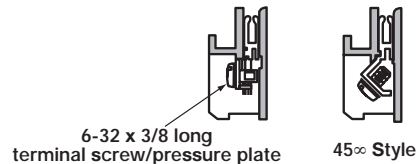
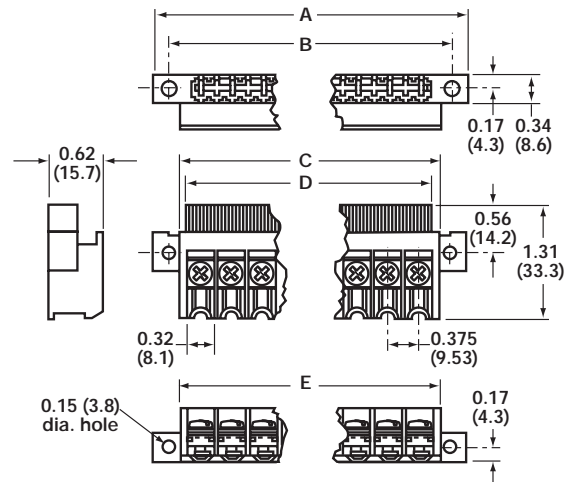


Poles	A	B	C	D	E	Board Width
06	3.00	2.62	2.00	2.16	2.36	1.99
08	3.75	3.37	2.75	2.91	3.11	2.74
10	4.50	4.12	3.50	3.66	3.86	3.49
12	5.25	4.87	4.25	4.41	4.61	4.24
14	6.00	5.62	5.00	5.16	5.36	4.99
16	6.75	6.37	5.75	5.91	6.11	5.74
18	7.50	7.12	6.50	6.66	6.86	6.49
20	8.25	7.87	7.25	7.41	7.61	7.24
22	9.00	8.62	8.00	8.16	8.36	7.99
24	9.75	9.37	8.75	8.91	9.11	8.74
26	10.50	10.12	9.50	9.66	9.86	9.49
28	11.25	10.87	10.25	10.41	10.61	10.24

* Dimensions in inches. To convert to millimeters, multiply by 25.4.
Integral standoffs for mounting marker strips - consult factory.

Dimensions - in (mm)

15104 Series



Part Numbering System

Series
1 5 1 0 4

Poles
□ □

06 to 28 (Increments of 2)

Terminal
□

1 - 90° angle
2 - 45° angle

Plating
□

T - Tin

Screw
□

1 - #6-32 pan head. w/wire clamp