


Terminations & Loads

Model 1434 High Power, N Connectors Convection Cooled

dc to 2.5 GHz
 500 Watts



Features

- /// **Compact Construction** - Lowest size/power ratio.
- /// **Low SWR** - Maximum SWR remains low through full frequency and power range.
- /// **Rugged Construction** - Quality connector with special high temperature support bead.

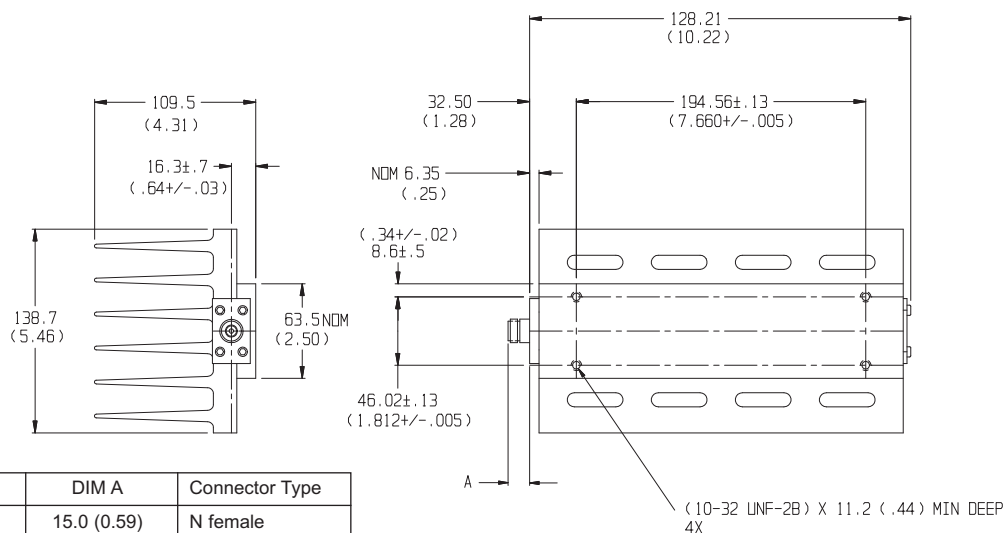
Specifications

NOMINAL IMPEDANCE: 50 Ω

FREQUENCY RANGE: dc to 2.5 GHz

MAXIMUM SWR:	
Frequency (GHz)	SWR
dc - 2.5	1.10

PHYSICAL DIMENSIONS:



Model #	DIM A	Connector Type
1434-3	15.0 (0.59)	N female
1434-4	22.9 (0.90)	N male

NOTE: All dimensions are given in mm (inches) and are maximum, unless otherwise specified.

INTERMODULATION (Model 1434-X-LIM Only): IM3 (Reflected) = -100 dBc with two input signals @ 869 MHz and 891 MHz with an average power of +43 dBm each.

POWER RATING: 500 watts average (mounted horizontally assuming unobstructed air flow and natural convection around unit) @ 25°C ambient temperature, derated linearly to 50 watts @ 125°C. 10 kilowatts peak (5 μsec pulse width; 2.5% duty cycle).

TEMPERATURE RANGE: -55°C to +125°C

TEST DATA: Swept data plots of SWR from 50 MHz to 2.5 GHz is available at additional cost.

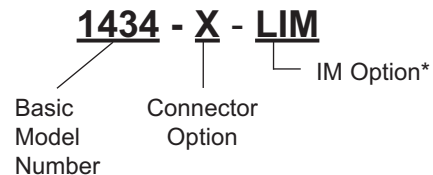
CONNECTOR: Type N connector per MIL-STD-348 interface dimensions - mate nondestructively with MIL-C-39012 connector. Choice of male (-4) or female (-3) connector.

CONSTRUCTION: Black, finned aluminum body, stainless steel connector; gold plated beryllium copper female contacts and stainless steel male contacts.

WEIGHT: 3,640 g (8 lbs.)

MODEL NUMBER DESCRIPTION:

Example:



* Add -LIM to entire model number for Low Intermodulation option.