

## Valve connectors - SAC-3P-M12MS/B-1L-S - 1534106

Please be informed that the data shown in this PDF Document is generated from our Online Catalog. Please find the complete data in the user's documentation. Our General Terms of Use for Downloads are valid (<http://download.phoenixcontact.com>)



Valve connector type B, 11 mm contact spacing, vertical connector M12



### Key commercial data

Packing unit	1 1
Weight per Piece (excluding packing)	32.7 GRM
Custom tariff number	85444290
Country of origin	Czech Republic

### Technical data

#### Ambient conditions

Ambient temperature (operation)	-25 °C ... 85 °C (valve plug)
Degree of protection	IP65
	IP67

#### General

Rated current at 40°C	4 A
Rated voltage	24 V AC/DC
Number of positions	3
Contact resistance	≤ 15 mΩ
Insulation resistance	≥ 100 MΩ
Coding	A - standard
Standards/regulations	M12 connector IEC 61076-2-101
	Valve connector EN 175301-803
Status display	Yellow LED
Protective circuit/component	Z diode
Surge voltage category	II

## Valve connectors - SAC-3P-M12MS/B-1L-S - 1534106

### Technical data

#### General

Pollution degree	3
Connection method	M12 connector
Insertion/withdrawal cycles	≥ 100
Torque	0.4 Nm (M12 connector)
	0.6 Nm (Valve connector)

#### Material

Inflammability class according to UL 94	V0
Contact material	CuSn
Contact surface material	Ni/Au
Contact carrier material	TPU GF
Valve plug contact material	CuSn
Valve plug contact surface material	Ag
Valve plug contact insert material	PBT
Material housing valve plug	PBT
Material, knurls	Zinc die-cast, nickel-plated
Sealing material	TPU

### Classifications

#### eCl@ss

eCl@ss 4.0	27140815
eCl@ss 4.1	27140815
eCl@ss 5.0	27143423
eCl@ss 5.1	27143423
eCl@ss 6.0	27143423
eCl@ss 7.0	27449001
eCl@ss 8.0	27449001

#### ETIM

ETIM 2.0	EC001121
ETIM 3.0	EC001855
ETIM 4.0	EC001855
ETIM 5.0	EC001855

#### UNSPSC

UNSPSC 6.01	31251501
UNSPSC 7.0901	31251501

# Valve connectors - SAC-3P-M12MS/B-1L-S - 1534106

## Classifications

### UNSPSC

UNSPSC 11	31251501
UNSPSC 12.01	31251501
UNSPSC 13.2	31251501

## Approvals

### Approvals

---

#### Approvals

GOST / CSAus

---


Ex Approvals

---

Approvals submitted

---

### Approval details



## Accessories

### Accessories

#### Sensor/actuator cable

Sensor/Actuator cable - SAC-3P-M12MS/1,5-PUR/M12FS 345 - 1402559



Sensor/Actuator cable, 3-position, Plug straight M12, A-coded, on Socket straight M12, A-coded, Cable length: 1.5 m, For valve connector

# Valve connectors - SAC-3P-M12MS/B-1L-S - 1534106

## Accessories

Sensor/Actuator cable - SAC-3P-M12MS/3,0-PUR/M12FS 345 - 1402560



Sensor/Actuator cable, 3-position, Plug straight M12, A-coded, on Socket straight M12, A-coded, Cable length: 3 m, For valve connector

Sensor/Actuator cable - SAC-3P-M12MS/5,0-PUR/M12FS 345 - 1402561



Sensor/Actuator cable, 3-position, Plug straight M12, A-coded, on Socket straight M12, A-coded, Cable length: 5 m, For valve connector

Sensor/Actuator cable - SAC-3P-M12MS/10,0-PUR/M12FS 345 - 1402562



Sensor/Actuator cable, 3-position, Plug straight M12, A-coded, on Socket straight M12, A-coded, Cable length: 10 m, For valve connector

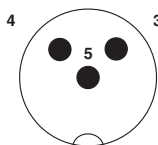
Sensor/Actuator cable - SAC-3P-M12MS/15,0-PUR/M12FS 345 - 1402563



Sensor/Actuator cable, 3-position, Plug straight M12, A-coded, on Socket straight M12, A-coded, Cable length: 15 m, For valve connector

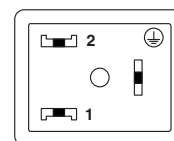
## Drawings

Schematic diagram



Pin assignment M12 plug, 3-pos., A-coded, view male side

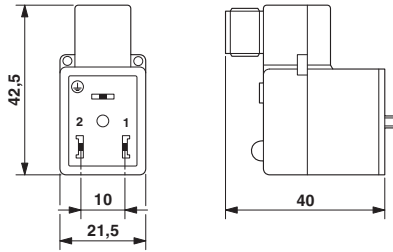
Schematic diagram



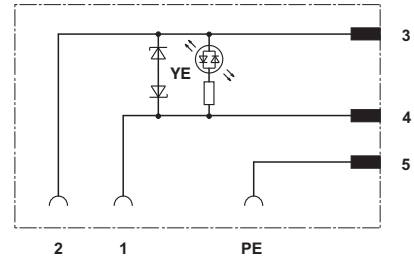
Valve connector pin assignment, type B

## Valve connectors - SAC-3P-M12MS/B-1L-S - 1534106

Dimensioned drawing



Circuit diagram



Valve connector, type B with vertical M12 plug