

Technical Data  
Data Sheet N1182, Rev. -

*Green Products*

## 159CMQ135/159CMQ150 SCHOTTKY RECTIFIER

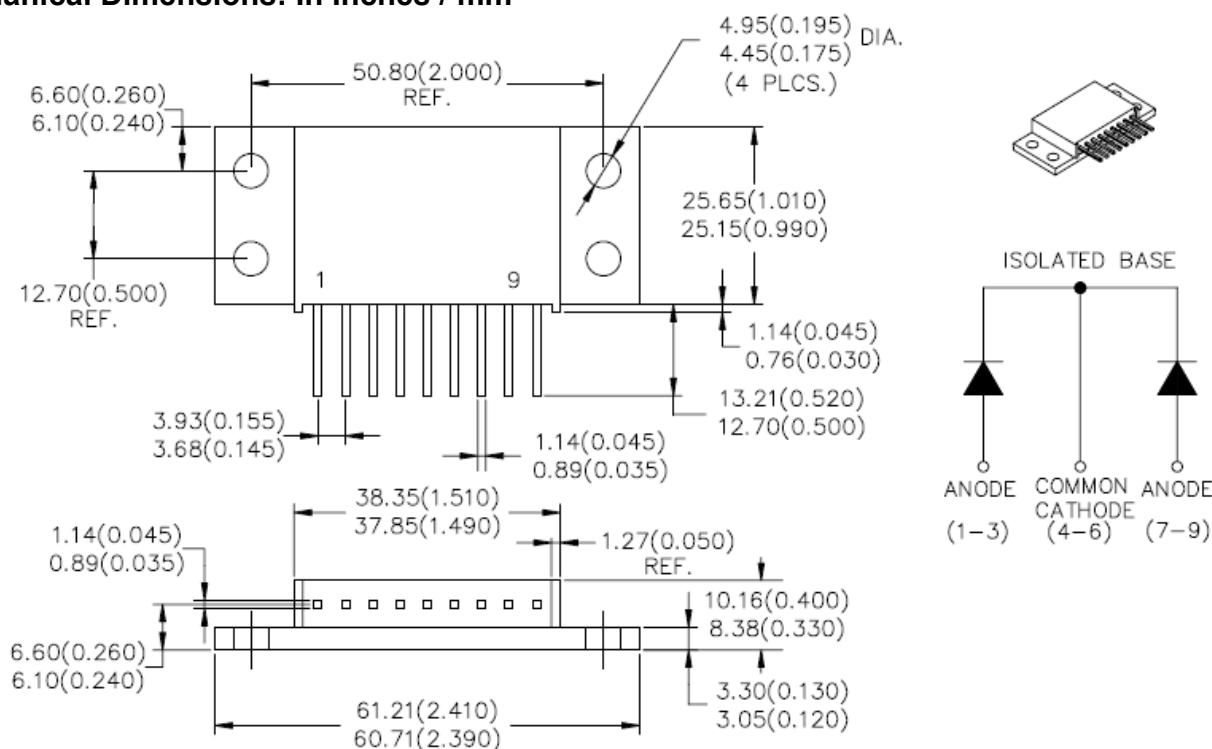
### Applications:

- Switching power supply • Converters • Free-Wheeling diodes • Reverse battery protection

### Features:

- 175 °C T<sub>J</sub> operation
- Isolated heatsink
- Multiple leads per terminal for high frequency, high current PC board mounting
- Low profile, high current package
- Center tap module
- Low forward voltage drop
- High purity, high temperature epoxy encapsulation for enhanced mechanical strength and moisture resistance
- High frequency operation
- Guard ring for enhanced ruggedness and long term reliability
- This is a Pb – Free Device
- All SMC parts are traceable to the wafer lot
- Additional testing can be offered upon request

### Mechanical Dimensions: In Inches / mm



### TO-249(9 pin)

#### MARKING, MOLDING RESIN

Marking for 159CMQ135/150, 1<sup>st</sup> row SS YYWWL, 2<sup>nd</sup> row 159CMQ135/150, 3<sup>rd</sup> row 1 2 3 (Pin)

Where YY is the manufacture year

WW is the manufacture week code

L is the wafer's Lot Number

Molding resin

Epoxy resin UL:94V-0

**Maximum Ratings:**

Characteristics	Symbol	Condition	Max.		Units
Peak Inverse Voltage	$V_{RWM}$	-	135	159CMQ135	V
			150	159CMQ150	
Max. Average Forward*	$I_{F(AV)}$	50% duty cycle @ $T_C = 90^\circ\text{C}$ , rectangular wave form	150		A
Max. Peak One Cycle Non-Repetitive Surge Current (peg leg)	$I_{FSM}$	8.3 ms, half Sine pulse	864		A

**Electrical Characteristics:**

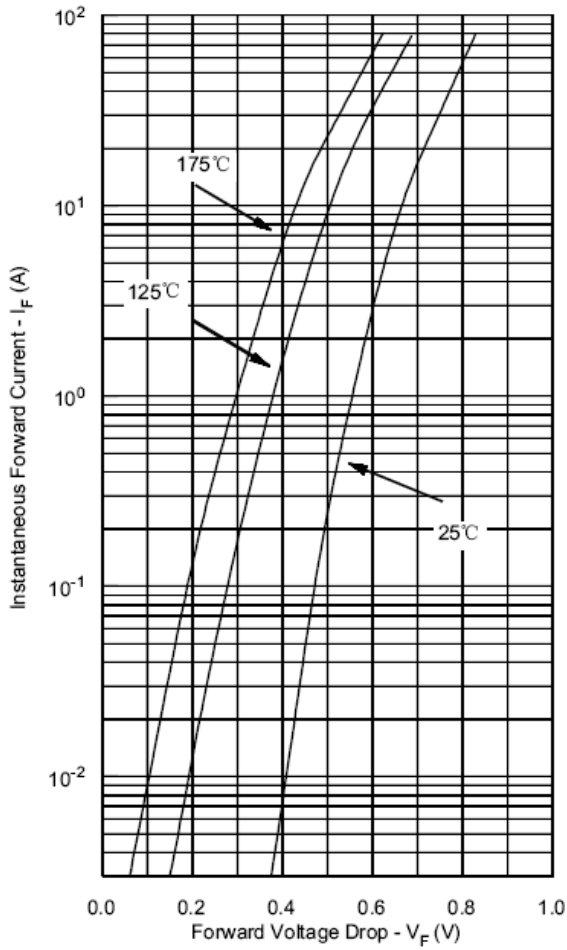
Characteristics	Symbol	Condition	Max.	Units
Max. Forward Voltage Drop (per leg) *	$V_{F1}$	@ 80A, Pulse, $T_J = 25^\circ\text{C}$	1.05	V
	$V_{F2}$	@ 80A, Pulse, $T_J = 125^\circ\text{C}$	0.85	V
Max. Reverse Current (per leg) *	$I_{R1}$	@ $V_R = \text{rated } V_R$ , $T_J = 25^\circ\text{C}$	1.5	mA
	$I_{R2}$	@ $V_R = \text{rated } V_R$ , $T_J = 125^\circ\text{C}$	21	mA
Max. Junction Capacitance (per leg)	$C_T$	@ $V_R = 5\text{V}$ , $T_C = 25^\circ\text{C}$ $f_{SIG} = 1\text{MHz}$	1300	pF

\* Pulse Width < 300 $\mu\text{s}$ , Duty Cycle <2%

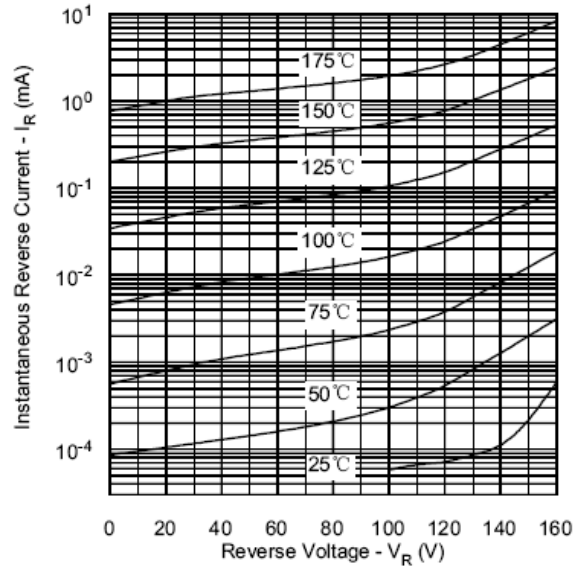
**Thermal-Mechanical Specifications:**

Characteristics	Symbol	Condition	Specification	Units
Max. Junction Temperature	$T_J$	-	-55 to +175	$^\circ\text{C}$
Max. Storage Temperature	$T_{stg}$	-	-55 to +175	$^\circ\text{C}$
Maximum Thermal Resistance Junction to Case (per leg)	$R_{\theta JC}$	DC operation	1.0	$^\circ\text{C/W}$
Maximum Thermal Resistance Junction to Case (per package)	$R_{\theta JC}$	DC operation	0.50	$^\circ\text{C/W}$
Typical Thermal Resistance, case to Heat Sink	$R_{\theta cs}$	Mounting surface, smooth and greased	0.10	$^\circ\text{C/W}$
Mounting Torque	$T_M$	-	40(min)	Kg-cm
			58(max)	
Approximate Weight	wt	-	56	g
Case Style	TO-249(9 pin)			

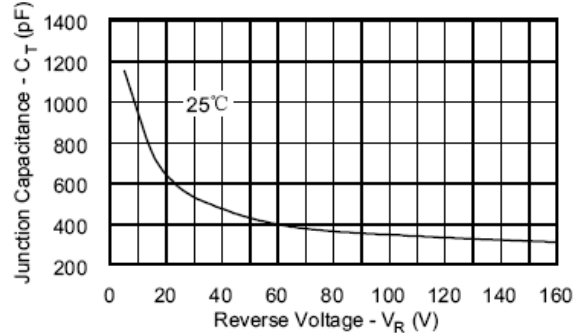
**Typical Forward Characteristics**



**Typical Reverse Characteristics**



**Typical Junction Capacitance**



**DISCLAIMER:**

- 1- The information given herein, including the specifications and dimensions, is subject to change without prior notice to improve product characteristics. Before ordering, purchasers are advised to contact the SMC - Sangdest Microelectronics (Nanjing) Co., Ltd sales department for the latest version of the datasheet(s).
- 2- In cases where extremely high reliability is required (such as use in nuclear power control, aerospace and aviation, traffic equipment, medical equipment, and safety equipment), safety should be ensured by using semiconductor devices that feature assured safety or by means of users' fail-safe precautions or other arrangement.
- 3- In no event shall SMC - Sangdest Microelectronics (Nanjing) Co., Ltd be liable for any damages that may result from an accident or any other cause during operation of the user's units according to the datasheet(s). SMC - Sangdest Microelectronics (Nanjing) Co., Ltd assumes no responsibility for any intellectual property claims or any other problems that may result from applications of information, products or circuits described in the datasheets.
- 4- In no event shall SMC - Sangdest Microelectronics (Nanjing) Co., Ltd be liable for any failure in a semiconductor device or any secondary damage resulting from use at a value exceeding the absolute maximum rating.
- 5- No license is granted by the datasheet(s) under any patents or other rights of any third party or SMC - Sangdest Microelectronics (Nanjing) Co., Ltd.
- 6- The datasheet(s) may not be reproduced or duplicated, in any form, in whole or part, without the expressed written permission of SMC - Sangdest Microelectronics (Nanjing) Co., Ltd.
- 7- The products (technologies) described in the datasheet(s) are not to be provided to any party whose purpose in their application will hinder maintenance of international peace and safety nor are they to be applied to that purpose by their direct purchasers or any third party. When exporting these products (technologies), the necessary procedures are to be taken in accordance with related laws and regulations..