

1(B,G,J)4B1

PRV : 100 - 600 Volts
Io : 1.5 Ampere

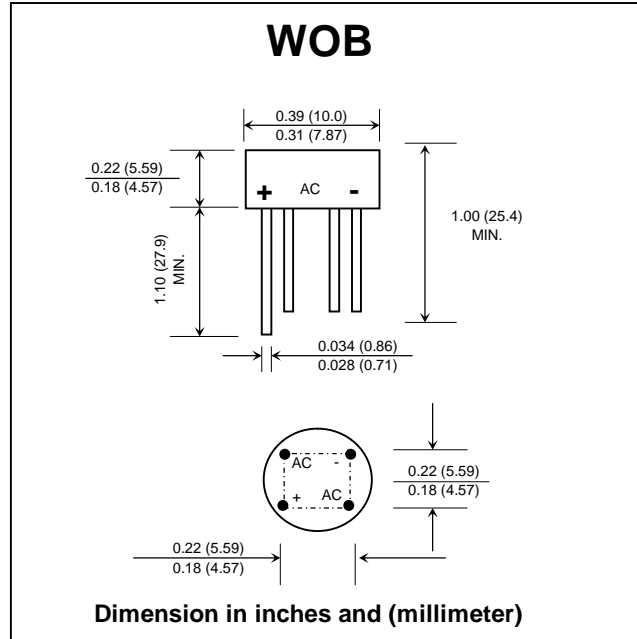
FEATURES :

- * High case dielectric strength
- * High surge current capability
- * High reliability
- * Low reverse current
- * Low forward voltage drop
- * Ideal for printed circuit board
- * **Pb / RoHS Free**

MECHANICAL DATA :

- * Case : Reliable low cost construction utilizing molded plastic technique
- * Epoxy : UL94V-O rate flame retardant
- * Terminals : Plated leads solderable per MIL-STD-202, Method 208 guaranteed
- * Polarity : Polarity symbols marked on case
- * Mounting position : Any
- * Weight : 1.29 grams

SILICON BRIDGE RECTIFIERS



MAXIMUM RATINGS AND ELECTRICAL CHARACTERISTICS

Rating at 25 °C ambient temperature unless otherwise specified.

RATING	SYMBOL	1B4B1	1G4B1	1J4B1	UNIT
Maximum Repetitive Peak Reverse Voltage	V_{RRM}	100	400	600	V
Maximum Average Output Rectified Current, $T_a = 50^\circ\text{C}$	$I_{F(AV)}$	1.5			A
Maximum Peak One Cycle Surge Forward Current (Non Repetitive)	I_{FSM}	50 (50 Hz)			A
		55 (60 Hz)			
Maximum Forward Voltage at $I_F = 1.5\text{ A}$	V_F	1.2			V
Maximum Repetitive Peak Reverse Current at $V_{RRM} = \text{Rated}$, $T_j = 150^\circ\text{C}$	I_{RRM}	0.4			mA
Junction Temperature	T_j	-40 to +150			$^\circ\text{C}$
Storage Temperature Range	T_{STG}	-40 to +150			$^\circ\text{C}$

RATING AND CHARACTERISTIC CURVES 1(B,G,J)4B1

FIG.1 - DERATING CURVE FOR OUTPUT RECTIFIED CURRENT

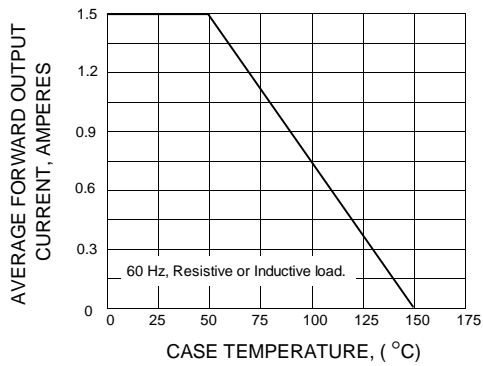


FIG.2 - MAXIMUM NON-REPETITIVE PEAK FORWARD SURGE CURRENT

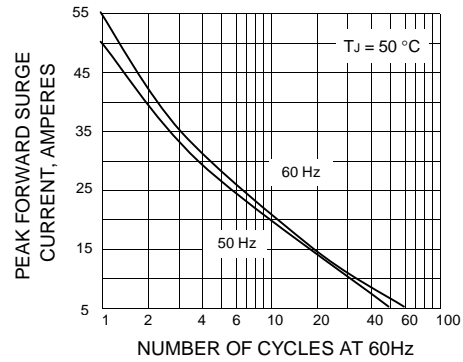


FIG.3 - TYPICAL FORWARD CHARACTERISTICS

