



Shanghai Lunsure Electronic
Technology Co.,Ltd
Tel:0086-21-37185008
Fax:0086-21-57152769

**1F1
THRU
1F7**

Features

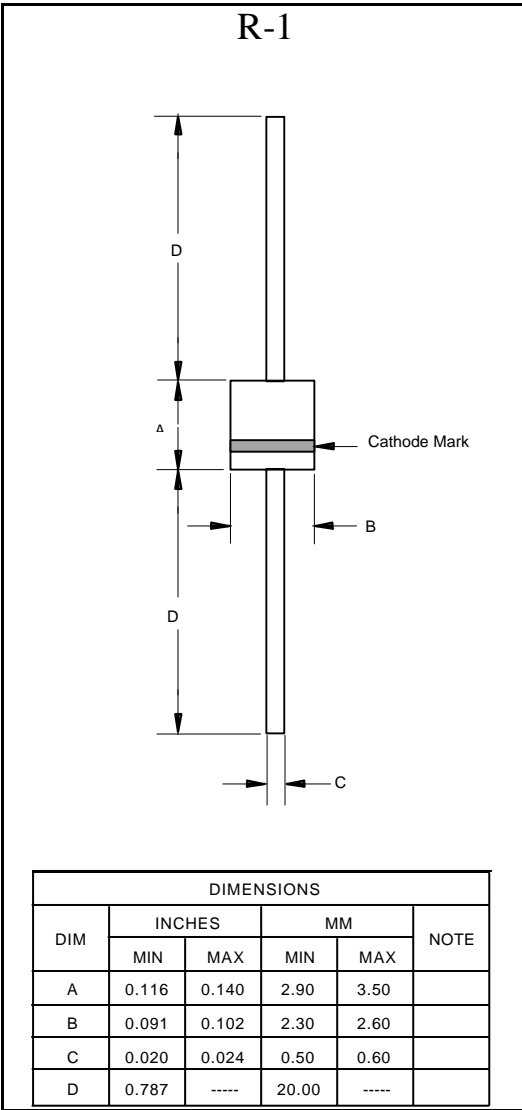
- High Current Capability
- Low Leakage
- Fast Switching for High Efficiency
- 1.0 Ampere operation at $T_A=55^\circ\text{C}$ with no thermal runaway
- Exceeds Environmental standards of MIL-S-19500/228

**1.0 Amp Fast
Recovery Plastic
Rectifier
50 to 1000 Volts**

Maximum Ratings

- Operating Temperature: -55°C to $+125^\circ\text{C}$
- Storage Temperature: -55°C to $+150^\circ\text{C}$
- For capacitive load. Derate current by 20%
- Typical Thermal Resistance: 67°C/W Junction to Ambient.

Part Number	Maximum Recurrent Peak Reverse Voltage	Maximum RMS Voltage	Maximum DC Blocking Voltage
1F1	50V	35V	50V
1F2	100V	70V	100V
1F3	200V	140V	200V
1F4	400V	280V	400V
1F5	600V	420V	600V
1F6	800V	560V	800V
1F7	1000V	700V	1000V



Electrical Characteristics @ 25°C Unless Otherwise Specified

Average Forward Current	$I_{F(AV)}$	1.0 A	$T_C = 55^\circ\text{C}$
Peak Forward Surge Current	I_{FSM}	30A	8.3ms, half sine
Maximum Instantaneous Forward Voltage	V_F	1.3V	$I_{FM} = 1.0A;$ $T_C = 25^\circ\text{C}$
Maximum DC Reverse Current At Rated DC Blocking Voltage	I_R	5.0 μ A 500uA	$T_C = 25^\circ\text{C}$ $T_C = 100^\circ\text{C}$
Typical Junction Capacitance	C_J	12pF	Measured at 1.0MHz, $V_R=4.0V$
Maximum Reverse Recovery Time	t_{rr}	150ns 250ns 500ns	$I_F=0.5A,$ $I_R=1A,$ $I_T=0.25A$
		1F1-1F4	
		1F5	
		1F6-1F7	

1F1 thru 1F7



FIG. 1 - TYPICAL FORWARD CURRENT DERATING CURVE

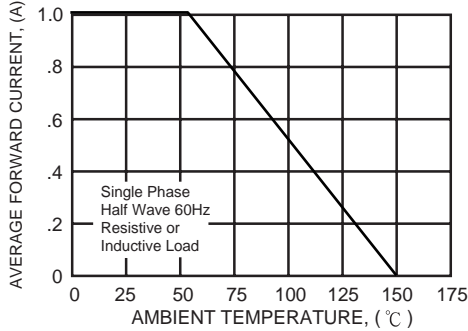


FIG. 2 - MAXIMUM NON-REPETITIVE FORWARD SURGE CURRENT

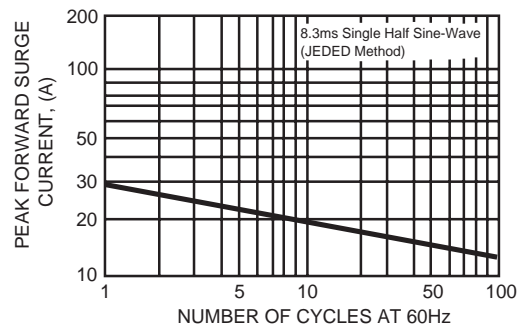


FIG. 3 - TYPICAL INSTANTANEOUS FORWARD CHARACTERISTICS

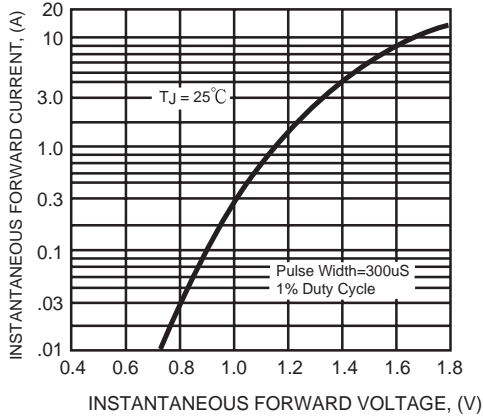


FIG. 4 - TYPICAL REVERSE CHARACTERISTICS

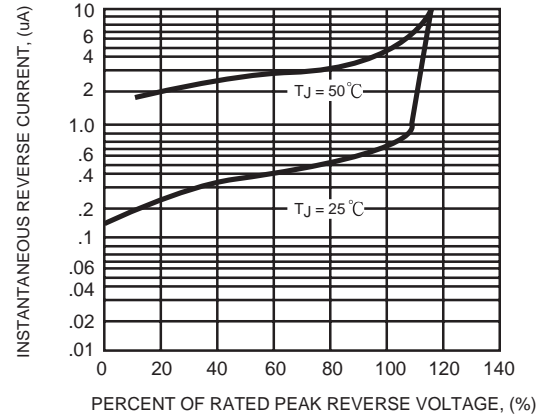


FIG. 5 - TYPICAL JUNCTION CAPACITANCE

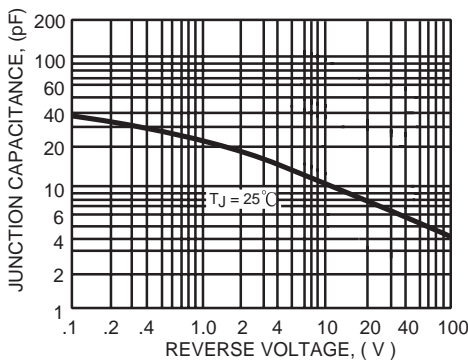


FIG. 6 - TEST CIRCUIT DIAGRAM AND REVERSE RECOVERY TIME CHARACTERISTIC

