

**Microsemi Corp.**  
The diode experts



**1N4245 thru  
1N4249**

SANTA ANA, CA

For more information call:  
(714) 979-8220

**FEATURES**

- MICROMINIATURE PACKAGE
- VOIDLESS HERMETICALLY SEALED GLASS PACKAGE
- TRIPLE LAYER PASSIVATION
- METALLURGICALLY BONDED
- STANDARD RECOVERY
- PIV TO 1000 VOLTS
- JAN/TX/TXV TYPES AVAILABLE PER MIL-S-19500/286

**MAXIMUM RATINGS**

Operating Temperature: -65°C to +175°C

Storage Temperature: -65°C to +200°C

Power Dissipation: (A) 3 Amp/MIL-STD-750 (See Figure 2)

(B) 1 Amp/no heat sink @ +55°C

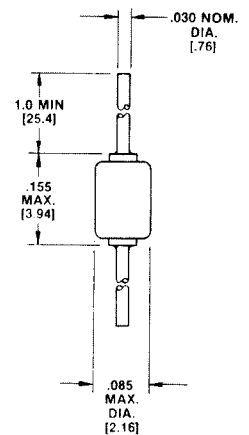
**ELECTRICAL CHARACTERISTICS**

TYPE	PEAK INVERSE VOLTAGE (MIN.) PIV	BREAKDOWN VOLTAGE (MIN.) B <sub>V</sub> @ 100 $\mu$ A	AVERAGE RECTIFIED CURRENT I <sub>O</sub>		FORWARD VOLTAGE (MAX.) V <sub>F</sub> @ 3 A	REVERSE CURRENT (MAX.) I <sub>R</sub> @ PIV		SURGE CURRENT (MAX.) (NOTE 1) I <sub>F</sub> (surge)	REVERSE RECOVERY (MAX.) (NOTE 2) t <sub>rr</sub>	
			AMPS			VOLTS	$\mu$ A			
			100°C	150°C			25°C			150°C
JAN 1N4245	200	240	1.00	.333	1.3	1.0	150	25	5.0	
JAN 1N4246	400	480	1.00	.333	1.3	1.0	150	25	5.0	
JAN 1N4247	600	720	1.00	.333	1.3	1.0	150	25	5.0	
JAN 1N4248	800	960	1.00	.333	1.3	1.0	150	25	5.0	
JAN 1N4249	1000	1150	1.00	.333	1.3	1.0	150	25	5.0	

NOTE 1: T<sub>A</sub> = 100°C, f = 60 Hz, I<sub>O</sub> = 1A, 10-8 m sec. surges @ 1/minute.

NOTE 2: I<sub>F</sub> = 0.5A, I<sub>Rm</sub> = 1A, I<sub>R</sub>(REC) = .250A

**MILITARY  
RECTIFIERS**



**FIGURE 1  
PACKAGE A**

**MECHANICAL  
CHARACTERISTICS**

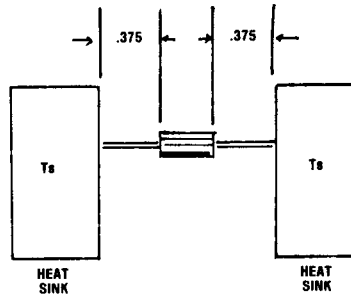
CASE: Hermetically sealed glass case.

LEAD MATERIAL: Tinned copper.

MARKING: Body painted, alpha numeric.

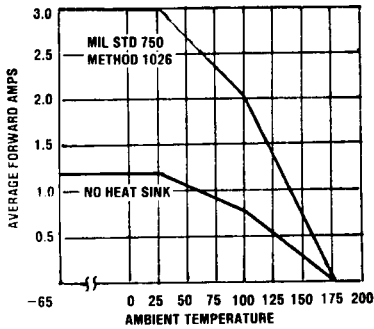
POLARITY: Cathode band.

# 1N4245 thru 1N4249

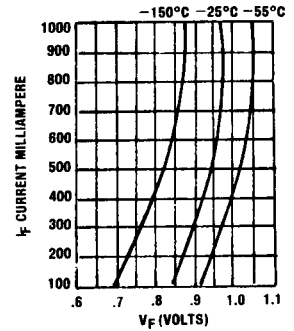


Thermal Resistance From Junction To Heat Sink  $\theta_{js}$  = 30°C/W Max.  
 $P_{max} = \frac{T_j - T_s}{\theta_{js}}$        $P_{max}$  = Max. Continuous Dissipation, Watts  
 $T_j$  = Max. Junction Temp. = 175°C  
 $T_s$  = Heat Sink Temp.

**FIGURE 2**  
MIL STD 750 METHOD 1026(A)



**FIGURE 3**  
MAXIMUM FORWARD CURRENT  
VS AMBIENT TEMPERATURE



**FIGURE 4**  
TYPICAL FORWARD  
CONDUCTANCE CURVE

This datasheet has been download from:

[www.datasheetcatalog.com](http://www.datasheetcatalog.com)

Datasheets for electronics components.