



1N5391S THRU 1N5399S

硅整流二极管 General Purpose Rectifier

■特征 Features

- I_o 1.5A
- VRRM 50V-1000V
- 耐正向浪涌电流能力高
- High surge current capability

■用途 Applications

- 整流用 Rectifier

■极限值 (绝对最大额定值)

Limiting Values (Absolute Maximum Rating)

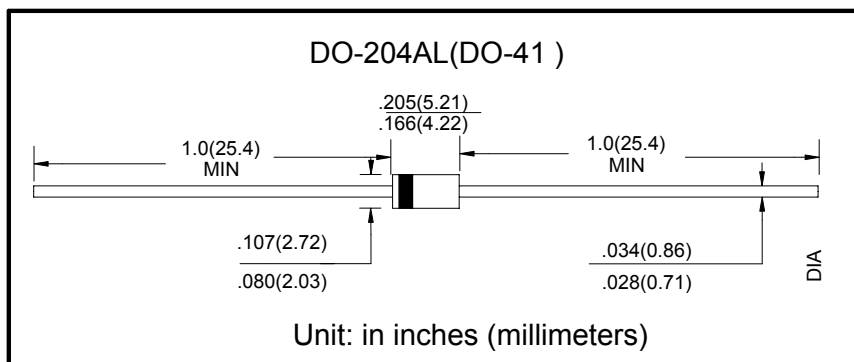
| 参数名称 Item | 符号 Symbol | 单位 Unit | 条件 Conditions | 1N53 | | | | | | |
|---|--------------|------------------|---|------------|---------|---------|---------|---------|---------|---------|
| | | | | 91 S | 92 S | 93 S | 95 S | 97 S | 98 S | 99 S |
| 反向重复峰值电压 Repetitive Peak Reverse Voltage | V_{RRM} | V | | 50 | 100 | 200 | 400 | 600 | 800 | 1000 |
| 正向平均电流 Average Forward Current | $I_{F(AV)}$ | A | 正弦半波 60Hz, 电阻负载, $T_a=50^\circ\text{C}$ 60Hz Half-sine wave, Resistance load, $T_a=50^\circ\text{C}$ | 1.5 | | | | | | |
| 正向 (不重复) 浪涌电流 Surge(Non-repetitive)Forward Current | I_{FSM} | A | 正弦半波 60Hz, 一个周期, $T_a=25^\circ\text{C}$ 60Hz Half-sine wave, 1 cycle, $T_a=25^\circ\text{C}$ | 50 | | | | | | |
| 结温 Junction Temperature | T_J | $^\circ\text{C}$ | | -55~+125 | | | | | | |
| 储存温度 Storage Temperature | T_{STG} | $^\circ\text{C}$ | | -55 ~ +150 | | | | | | |

■电特性 (Ta=25°C 除非另有规定)

Electrical Characteristics (Ta=25°C Unless otherwise specified)

| 参数名称 Item | 符号 Symbol | 单位 Unit | 测试条件 Test Condition | 最大值 Max | |
|--|------------------|---------------------------|--|-------------------------|----|
| 正向峰值电压 Peak Forward Voltage | V_{FM} | V | $I_{FM}=1.5A$ | 1.1 | |
| 反向峰值电流 Peak Reverse Current | I_{RRM1} | μA | $V_{RM}=V_{RRM}$ | $T_a=25^\circ\text{C}$ | 5 |
| | I_{RRM2} | | | $T_a=125^\circ\text{C}$ | 50 |
| 热阻 (典型) Thermal Resistance(Typical) | $R_{\theta J-A}$ | $^\circ\text{C}/\text{W}$ | 结和环境之间 Between junction and ambient | 55 | |
| | $R_{\theta J-L}$ | | 结和引线之间 Between junction and lead | 25 | |

■外形尺寸和印记 Outline Dimensions and Mark



■特性曲线 (典型) Characteristics(Typical)




图1: 正向电流降额曲线
FIG.1: FORWARD CURRENT DERATING CURVE

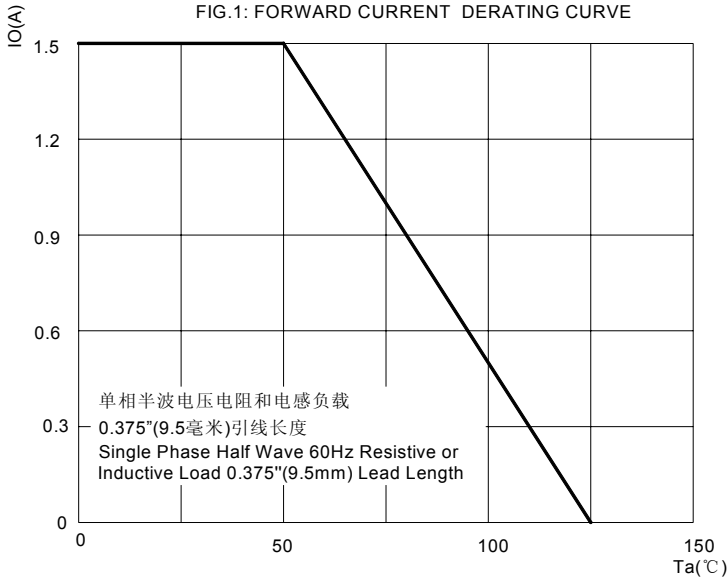


图2: 最大正向浪涌冲击耐受力
FIG.2: MAXIMUM NON-REPETITIVE FORWARD SURGE CURRENT

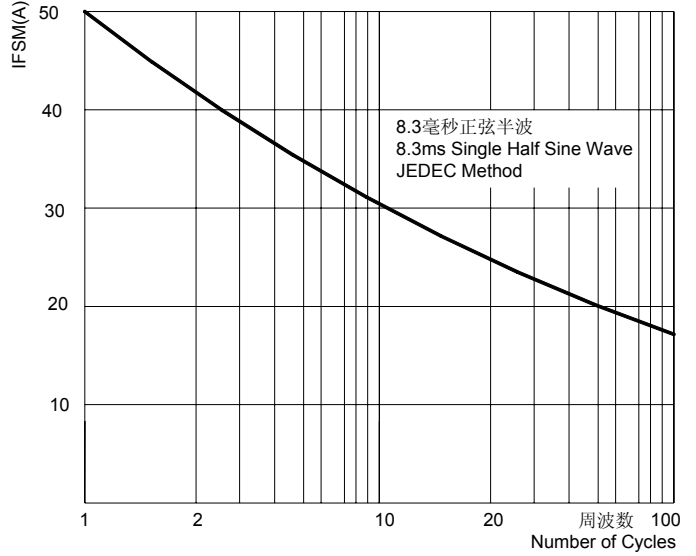


图3: 典型正向特性曲线
FIG.3: TYPICAL FORWARD CHARACTERISTICS

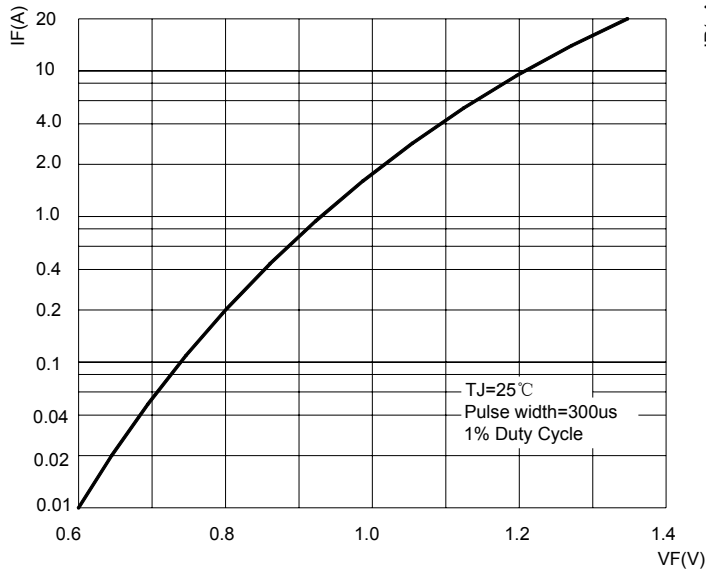


图4: 典型反向特性曲线
FIG.4: TYPICAL REVERSE CHARACTERISTICS

