



# 1SMA4741 THRU 1SMA200Z

## Surface Mount Silicon Zener Diode



Voltage Range  
11 to 200 Volts  
1.0 Watts Peak Power

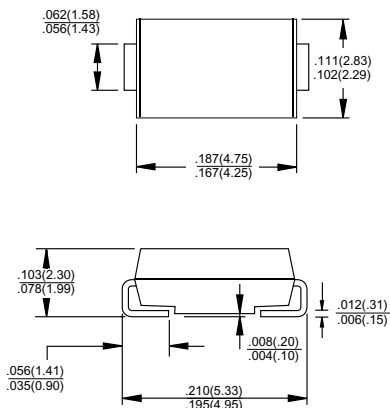
### Features

- ✧ For surface mounted applications in order to optimize board space
- ✧ Low profile package
- ✧ Built-in strain relief
- ✧ Glass passivated junction
- ✧ Low inductance
- ✧ Typical  $I_R$  less than  $5.0 \mu A$  above 11V
- ✧ High temperature soldering guaranteed:  
260°C / 10 seconds at terminals
- ✧ Plastic package has Underwriters Laboratory  
Flammability Classification 94V-0

### Mechanical Data

- ✧ Case: Molded plastic over passivated junction
- ✧ Terminals: Solder plated solderable per  
MIL-STD-750, Method 2025
- ✧ Polarity: Color Band denotes positive end (cathode)
- ✧ Standard packaging: 12mm tape (EIA-481)
- ✧ Weight: 0.002 ounces, 0.064 gram

### SMA/DO-214AC



Dimensions in inches and (millimeters)

### Maximum Ratings and Electrical Characteristics

Rating at 25°C ambient temperature unless otherwise specified.

| Type Number   | Symbol         | Value        | Units          |
|---|----------------|--------------|----------------|
| Peak Power Dissipation at $T_A=50^\circ C$ ,<br>Derate above 50°C (Note 1)  | $P_D$          | 1.0<br>6.67  | Watts<br>mW/°C |
| Peak Forward Surge Current, 8.3 ms Single Half<br>Sine-wave Superimposed on Rated Load<br>(JEDEC method) (Note 2) | $I_{FSM}$      | 10.0         | Amps           |
| Operating and Storage Temperature Range   | $T_J, T_{STG}$ | -55 to + 150 | °C             |

Notes: 1. Mounted on  $5.0mm^2$  (0.013mm thick) land areas.

2. Measured on 8.3ms Single Half Sine-wave or Equivalent Square Wave,  
Duty Cycle=4 Pulses Per Minute Maximum.

ELECTRICAL CHARACTERISTICS (TA=25°C unless otherwise noted) VF=1.2V max, IF=200mA for all types.

| Device<br>(Note 1) | Device<br>Marking<br>Code | Nominal<br>Zener Voltage<br>Vz @ Izt<br>Voltage<br>(Notes 2 & 3) | Test<br>Current<br>IZT<br>mA | Maximum Zener Impedance (Note 4) |           |      | Leakage Current |        | Surge Current @<br>TA = 25°C<br>Ir - mA<br>(Note 5) |
|--------------------|---------------------------|--|------------------------------|----------------------------------|-----------|------|-----------------|--------|---|
|                    |                           |  |                              | ZZT @ IZT                        | ZZK @ IZK |      | IR @ VR         |        |   |
|                    |                           |  |                              |                                  | Ohms      | Ohms | mA              | uA Max |   |
| 1SMA4741           | 741A                      | 11   | 23                           | 8                                | 700       | 0.25 | 5.0             | 8.4    | 414   |
| 1SMA4742           | 742A                      | 12   | 21                           | 9                                | 700       | 0.25 | 5.0             | 9.1    | 380   |
| 1SMA4743           | 743A                      | 13   | 19                           | 10                               | 700       | 0.25 | 5.0             | 9.9    | 344   |
| 1SMA4744           | 744A                      | 15   | 17                           | 14                               | 700       | 0.25 | 5.0             | 11.4   | 304   |
| 1SMA4745           | 745A                      | 16   | 15.5                         | 16                               | 700       | 0.25 | 5.0             | 12.2   | 285   |
| 1SMA4746           | 746A                      | 18   | 14.0                         | 20                               | 750       | 0.25 | 5.0             | 13.7   | 250   |
| 1SMA4747           | 747A                      | 20   | 12.5                         | 22                               | 750       | 0.25 | 5.0             | 15.2   | 225   |
| 1SMA4748           | 748A                      | 22   | 11.5                         | 23                               | 750       | 0.25 | 5.0             | 16.7   | 205   |
| 1SMA4749           | 749A                      | 24   | 10.5                         | 25                               | 750       | 0.25 | 5.0             | 18.2   | 190   |
| 1SMA4750           | 750A                      | 27   | 9.5                          | 35                               | 750       | 0.25 | 5.0             | 20.6   | 170   |
| 1SMA4751           | 751A                      | 30   | 8.5                          | 40                               | 1000      | 0.25 | 5.0             | 22.8   | 150   |
| 1SMA4752           | 752A                      | 33   | 7.5                          | 45                               | 1000      | 0.25 | 5.0             | 25.1   | 135   |
| 1SMA4753           | 753A                      | 36   | 7.0                          | 50                               | 1000      | 0.25 | 5.0             | 27.4   | 125   |
| 1SMA4754           | 754A                      | 39   | 6.5                          | 60                               | 1000      | 0.25 | 5.0             | 29.7   | 115   |
| 1SMA4755           | 755A                      | 43   | 6.0                          | 70                               | 1500      | 0.25 | 5.0             | 32.7   | 110   |
| 1SMA4756           | 756A                      | 47   | 5.5                          | 80                               | 1500      | 0.25 | 5.0             | 35.8   | 95  |
| 1SMA4757           | 757A                      | 51   | 5.0                          | 95                               | 1500      | 0.25 | 5.0             | 38.8   | 90  |
| 1SMA4758           | 758A                      | 56   | 4.5                          | 110                              | 2000      | 0.25 | 5.0             | 42.6   | 80  |
| 1SMA4759           | 759A                      | 62   | 4.0                          | 125                              | 2000      | 0.25 | 5.0             | 47.1   | 70  |
| 1SMA4760           | 760A                      | 68   | 3.7                          | 150                              | 2000      | 0.25 | 5.0             | 51.7   | 65  |
| 1SMA4761           | 761A                      | 75   | 3.3                          | 175                              | 2000      | 0.25 | 5.0             | 56.0   | 60  |
| 1SMA4762           | 762A                      | 82   | 3.0                          | 200                              | 3000      | 0.25 | 5.0             | 62.2   | 55  |
| 1SMA4763           | 763A                      | 91   | 2.8                          | 250                              | 3000      | 0.25 | 5.0             | 69.2   | 50  |
| 1SMA4764           | 764A                      | 100  | 2.5                          | 350                              | 3000      | 0.25 | 5.0             | 76.0   | 45  |
| 1SMA110Z           | 110A                      | 110  | 2.3                          | 450                              | 4000      | 0.25 | 5.0             | 83.6   | -   |
| 1SMA120Z           | 120A                      | 120  | 2.0                          | 550                              | 4500      | 0.25 | 5.0             | 91.2   | -   |
| 1SMA130Z           | 130A                      | 130  | 1.9                          | 700                              | 5000      | 0.25 | 5.0             | 98.8   | -   |
| 1SMA150Z           | 150A                      | 150  | 1.7                          | 1000                             | 6000      | 0.25 | 5.0             | 114.0  | -   |
| 1SMA160Z           | 160A                      | 160  | 1.6                          | 1100                             | 6500      | 0.25 | 5.0             | 121.6  | -   |
| 1SMA180Z           | 180A                      | 180  | 1.4                          | 1200                             | 7000      | 0.25 | 5.0             | 136.8  | -   |
| 1SMA200Z           | 200A                      | 200  | 1.2                          | 1500                             | 8000      | 0.25 | 5.0             | 152.0  | -   |

- Notes:
1. Tolerance and Type Number Designation. The type numbers listed have a standard tolerance on the nominal zener voltage of  $\pm 5\%$ .
  2. Specials Available Include:
    - A. Nominal zener voltages between the voltages shown and tighter voltage tolerances.
    - B. Matched sets.
  3. Zener Voltage (V<sub>Z</sub>) Measurement. Guarantees the zener voltage when measured at 90 seconds while maintaining the lead temperature (T<sub>L</sub>) at 30°C  $\pm$  1°C, from the diode body.
  4. Zener Impedance (ZZ) Derivation. The zener impedance is derived from the 1000 cycle ac voltage, which results when an ac current having and rms value equal to 10% of the dc zener current (IZT or IZK) is superimposed on IZT or IZK.
  5. Surge Current (Ir) Non-Repetitive. The rating listed in the electrical characteristics table is maximum peak, non-repetitive, reverse surge current of 1/2 square wave or equivalent sine wave pulse of 1/120 second duration superimposed on the test current, IZT, per JEDEC registration; however, actual device capability is as described in Figure 10.

## RATINGS AND CHARACTERISTIC CURVES ( 1SMA4741 THRU 1SMA200Z)

FIG.1- POWER TEMPERATURE DERATING CURVE

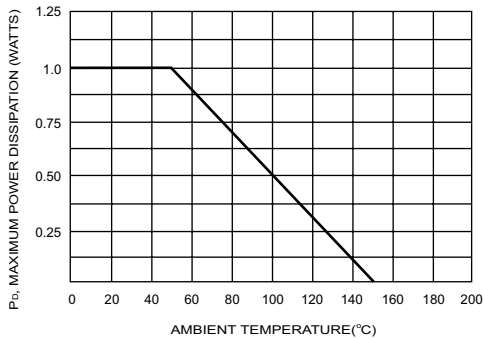


FIG.2- TYPICAL FORWARD CHARACTERISTICS

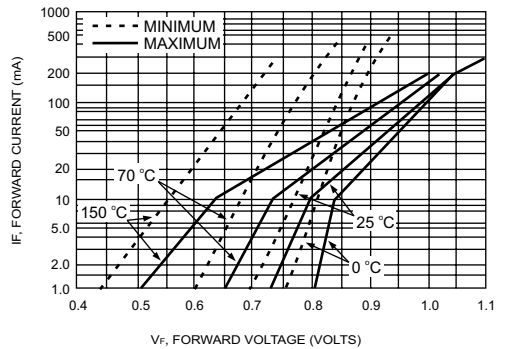


FIG.3- EFFECT OF ZENER CURRENT ON ZENER IMPEDANCE

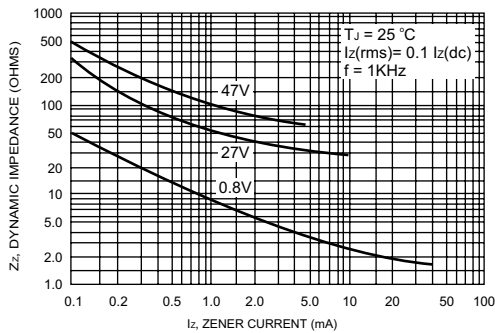


FIG.5- TYPICAL LEAKAGE CURRENT

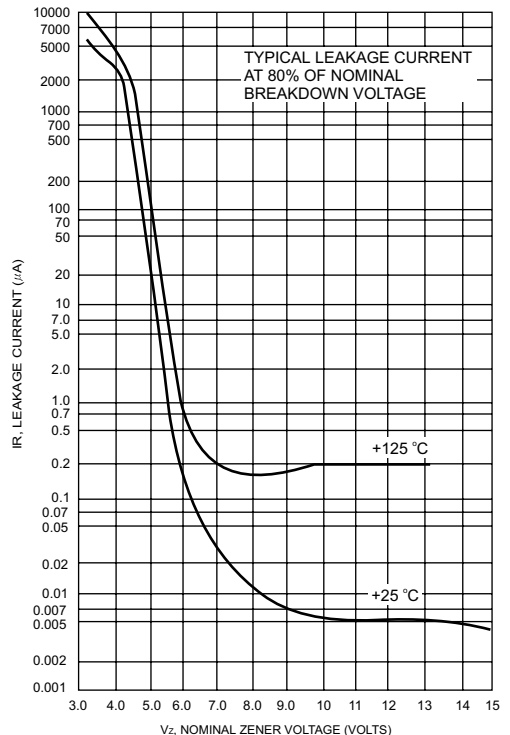
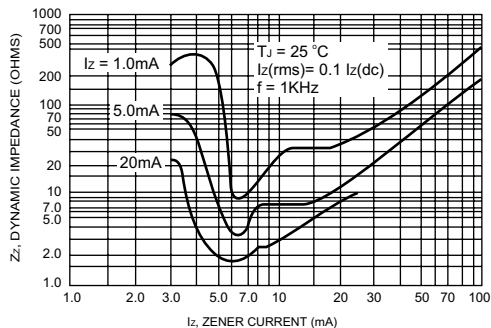


FIG.4- EFFECT OF ZENER VOLTAGE ON ZENER IMPEDANCE



## RATINGS AND CHARACTERISTIC CURVES ( 1SMA4741 THRU 1SMA200Z)

FIG.6- TYPICAL CAPACITANCE versus  $V_z$

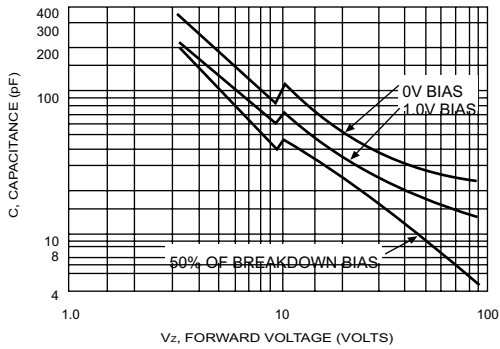


FIG.7- TEMPERATURE COEFFICIENTS

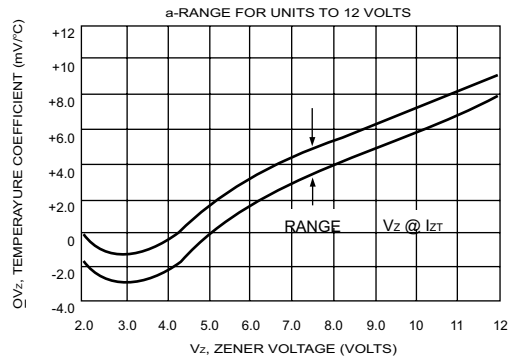


FIG.8- TEMPERATURE COEFFICIENTS

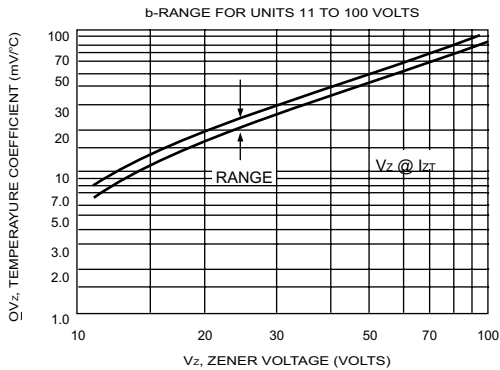
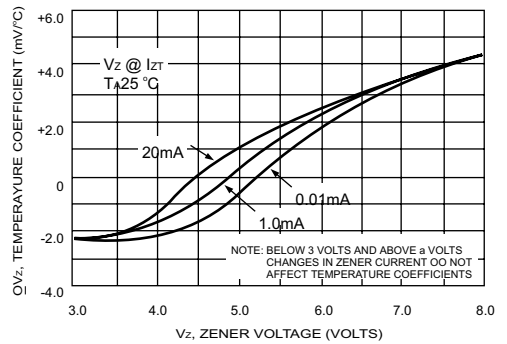


FIG.9- EFFECT OF ZENER CURRENT



# RATINGS AND CHARACTERISTIC CURVES ( 1SMA4741 THRU 1SMA200Z)

FIG.10- MAXIMUM SURGE POWER

