



# 1SS355-AU

## SURFACE MOUNT SWITCHING DIODE

**VOLTAGE** 90 Volt **POWER** 200 mW

**SOD-323** Unit : inch(mm)

### FEATURES

- Small surface mounting type (SOD-323)
- High Speed ( $T_{RR}=1.2\text{ns Typ}$ )
- High reliability with surge current handling capability
- Lead free in compliance with EU RoHS 2011/65/EU directive
- Green molding compound as per IEC61249 Std. . (Halogen Free)
- Acquire quality system certificate : TS16949
- AEC-Q101 qualified

### MECHANICAL DATA

Case: SOD-323 plastic

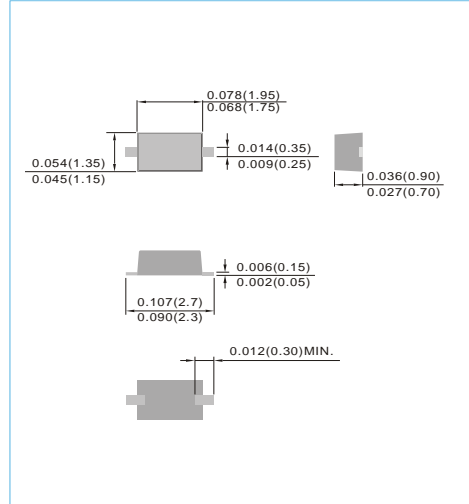
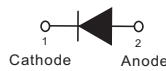
Terminals: Solderable per MIL-STD-750, Method 2026

Polarity: Color band denotes cathode end

Approx Weight: 0.00014 ounces, 0.0041 grams

Silicon epitaxial planar

Marking: 355



### MAXIMUM RATINGS

PARAMETER	SYMBOL	LIMITS	UNITS
Maximum Recurrent Peak Reverse Voltage	$V_{RM}$	90	V
Maximum DC Reverse Voltage	$V_R$	80	V
Maximum Peak Forward Current	$I_{FM}$	225	mA
Mean Rectifying Current	$I_O$	100	mA
Surge Current $t_p=1000\text{ms}(1\text{sec})$	$I_{FSM}$	0.5	A
Operating Junction and Storage Temperature Range	$T_J, T_{STG}$	-55 to + 150	°C

### ELECTRICAL CHARACTERISTICS

PARAMETER	SYMBOL	MIN.	TYP.	MAX.	UNITS	CONDITONS
Forward Voltage	$V_F$	--	--	1.2	V	$I_F=100\text{mA}$
Reverse Current	$I_R$	--	--	0.1	$\mu\text{A}$	$V_R=80\text{V}$
Capacitance Between Terminals	$C_T$	--	--	3	pF	$V_R=0\text{V}, f=1\text{MHz}$
Reverse Recovery Time	$T_{RR}$	--	--	4	ns	$V_R=6\text{V}, I_F=10\text{mA}, R_L=100\Omega$

Note : 1. Mounted on min pad conditions using FR-4 PCB



# 1SS355-AU

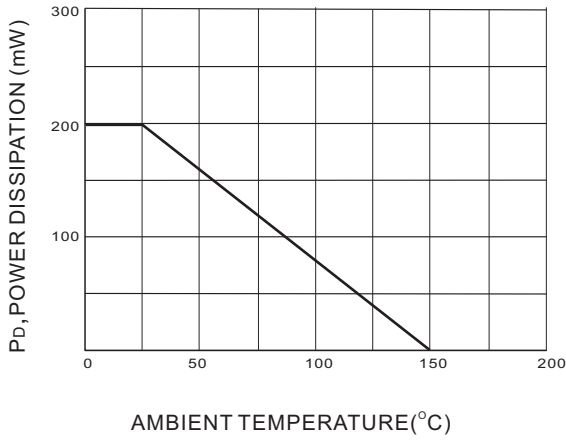


FIG. 1 POWER DERATING CURVE

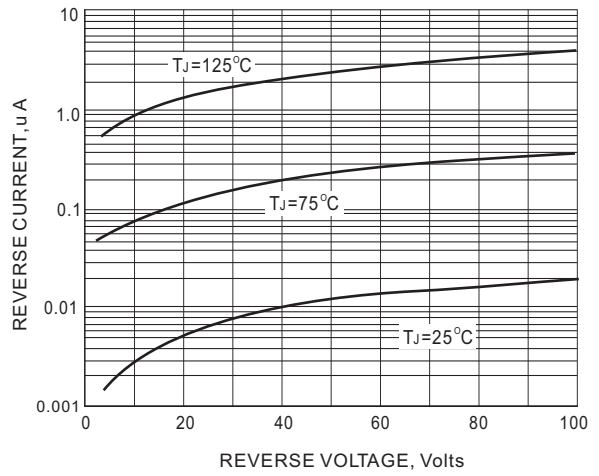


FIG. 2-TYPICAL REVERSE CHARACTERISTICS

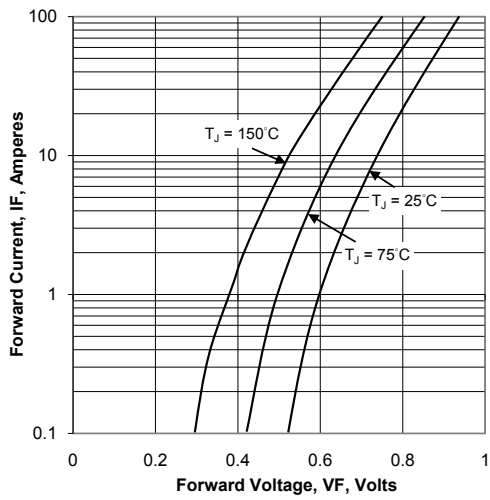


FIG. 3 TYPICAL FORWARD CHARACTERISTIC

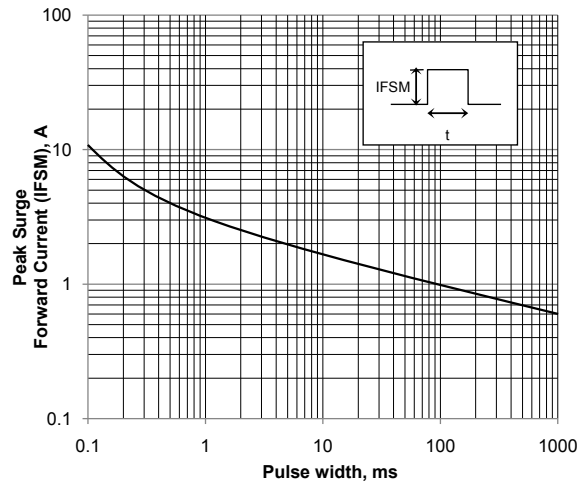


FIG.4-SURGE CURRENT

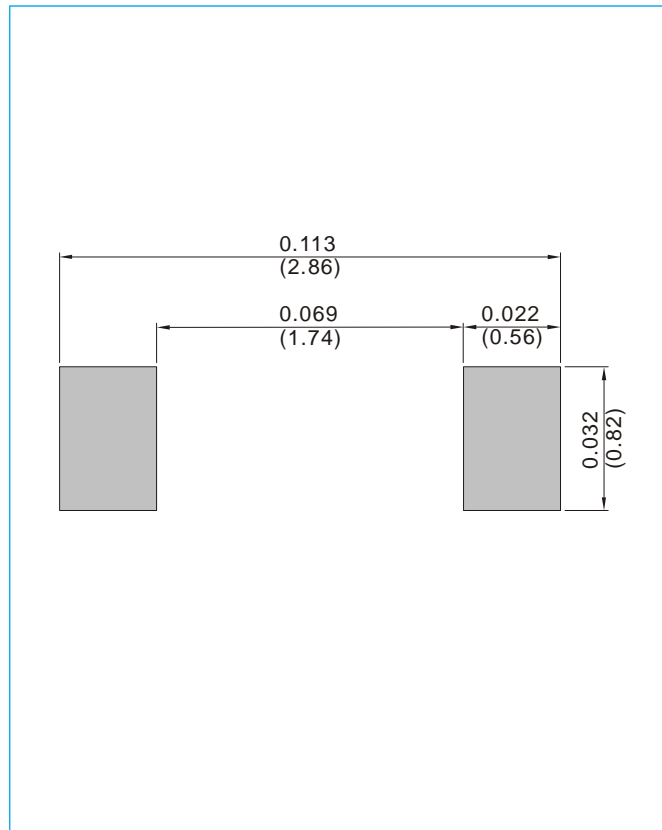


# 1SS355-AU

## MOUNTING PAD LAYOUT

SOD-323

Unit : inch(mm)



## ORDER INFORMATION

- Packing information
  - T/R - 12K per 13" plastic Reel
  - T/R - 5K per 7" plastic Reel



# 1SS355-AU

**Part No\_packing code\_Version**

1SS355-AU\_R1\_000A1

1SS355-AU\_R2\_000A1

For example :

**RB500V-40\_R2\_00001**



Packing Code <b>XX</b>				Version Code <b>XXXXX</b>		
Packing type	1 <sup>st</sup> Code	Packing size code	2 <sup>nd</sup> Code	HF or RoHS	1 <sup>st</sup> Code	2 <sup>nd</sup> ~5 <sup>th</sup> Code
Tape and Ammunition Box (T/B)	<b>A</b>	N/A	<b>0</b>	HF	<b>0</b>	serial number
Tape and Reel (T/R)	<b>R</b>	7"	<b>1</b>	RoHS	<b>1</b>	serial number
Bulk Packing (B/P)	<b>B</b>	13"	<b>2</b>			
Tube Packing (T/P)	<b>T</b>	26mm	<b>X</b>			
Tape and Reel (Right Oriented) (TRR)	<b>S</b>	52mm	<b>Y</b>			
Tape and Reel (Left Oriented) (TRL)	<b>L</b>	PANASERT T/B CATHODE UP (PBCU)	<b>U</b>			
FORMING	<b>F</b>	PANASERT T/B CATHODE DOWN (PBCD)	<b>D</b>			



## 1SS355-AU

---

### Disclaimer

- Reproducing and modifying information of the document is prohibited without permission from Panjit International Inc..
- Panjit International Inc. reserves the rights to make changes of the content herein the document anytime without notification. Please refer to our website for the latest document.
- Panjit International Inc. disclaims any and all liability arising out of the application or use of any product including damages incidentally and consequentially occurred.
- Panjit International Inc. does not assume any and all implied warranties, including warranties of fitness for particular purpose, non-infringement and merchantability.
- Applications shown on the herein document are examples of standard use and operation. Customers are responsible in comprehending the suitable use in particular applications. Panjit International Inc. makes no representation or warranty that such applications will be suitable for the specified use without further testing or modification.
- The products shown herein are not designed and authorized for equipments requiring high level of reliability or relating to human life and for any applications concerning life-saving or life-sustaining, such as medical instruments, transportation equipment, aerospace machinery et cetera. Customers using or selling these products for use in such applications do so at their own risk and agree to fully indemnify Panjit International Inc. for any damages resulting from such improper use or sale.
- Since Panjit uses lot number as the tracking base, please provide the lot number for tracking when complaining.