



1SS355

SURFACE MOUNT SWITCHING DIODE

VOLTAGE 90 Volt **POWER** 200 mW

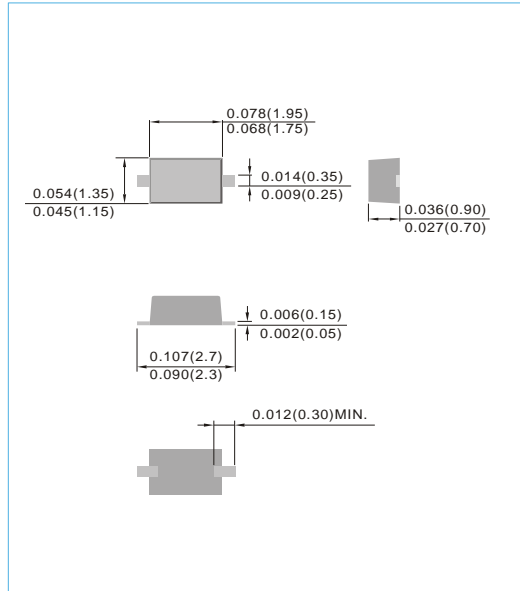
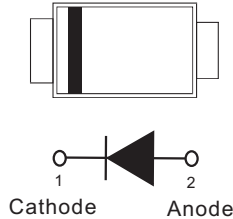
SOD-323 Unit : inch(mm)

FEATURES

- Small surface mounting type (SOD-323)
- High Speed ($T_{RR}=1.2ns$ Typ)
- High reliability with surge current handling capability
- Lead free in compliance with EU RoHS 2011/65/EU directive
- Green molding compound as per IEC61249 Std. . (Halogen Free)

MECHANICAL DATA

- Case: SOD-323 plastic
- Terminals: Solderable per MIL-STD-750, Method 2026
- Polarity: Color band denotes cathode end
- Approx Weight: 0.00014 ounces, 0.0041 grams
- Silicon epitaxial planar
- Marking: 355



MAXIMUM RATINGS

PARAMETER	SYMBOL	LIMITS	UNITS
Maximum Recurrent Peak Reverse Voltage	V_{RM}	90	V
Maximum DC Reverse Voltage	V_R	80	V
Maximum Peak Forward Current	I_{FM}	225	mA
Mean Rectifying Current	I_O	100	mA
Surge Current $t_p=1000ms(1sec)$	I_{FSM}	0.5	A
Operating Junction and Storage Temperature Range	T_J, T_{STG}	-55 to + 150	°C

ELECTRICAL CHARACTERISTICS

PARAMETER	SYMBOL	MIN.	TYP.	MAX.	UNITS	CONDITONS
Forward Voltage	V_F	--	--	1.2	V	$I_F=100mA$
Reverse Current	I_R	--	--	0.1	μA	$V_R=80V$
Capacitance Between Terminals	C_T	--	--	3	pF	$V_R=0V, f=1MHz$
Reverse Recovery Time	T_{RR}	--	--	4	ns	$V_R=6V, I_F=10mA, R_L=100\Omega$

Note : 1.Mounted on min pad conditions using FR-4 PCB



1SS355

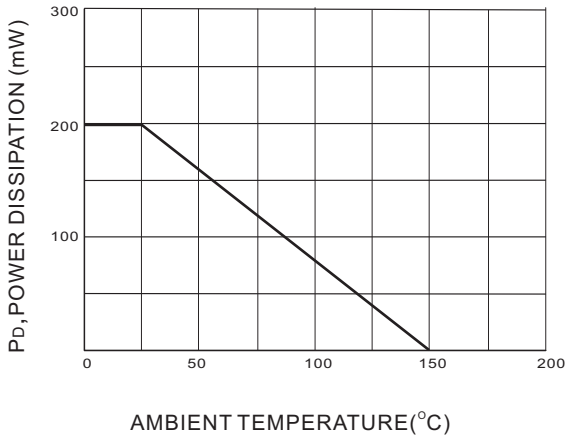


FIG. 1 POWER DERATING CURVE

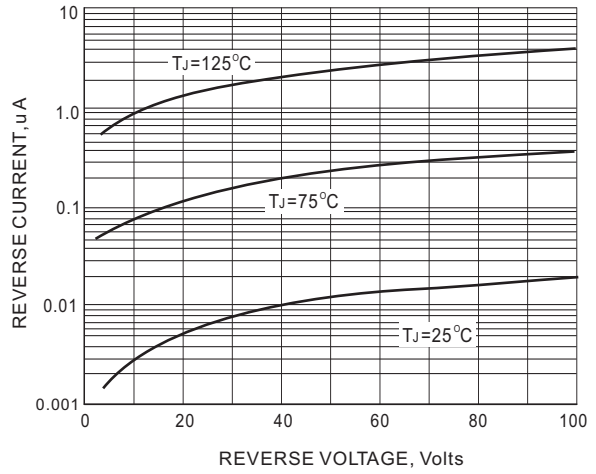


FIG. 2-TYPICAL REVERSE CHARACTERISTICS

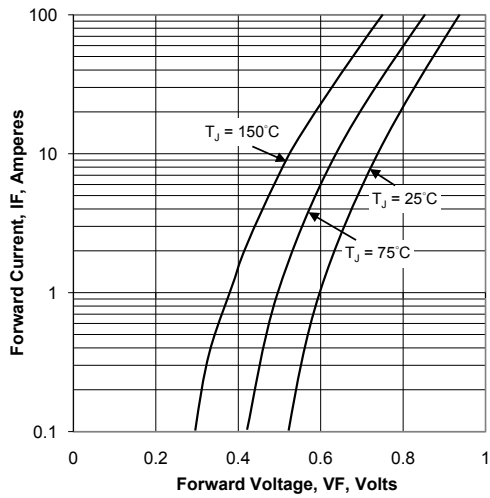


FIG. 3 TYPICAL FORWARD CHARACTERISTIC

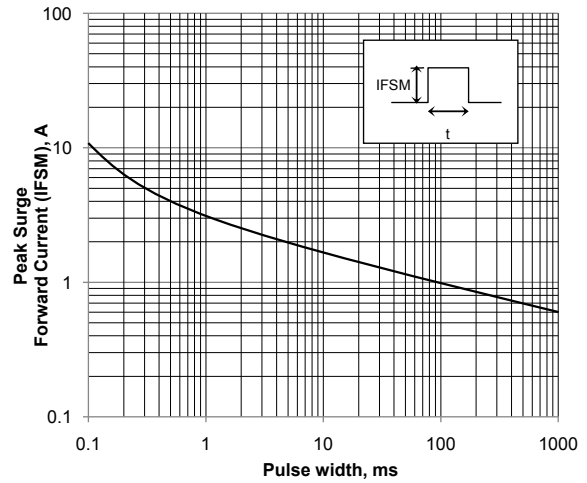
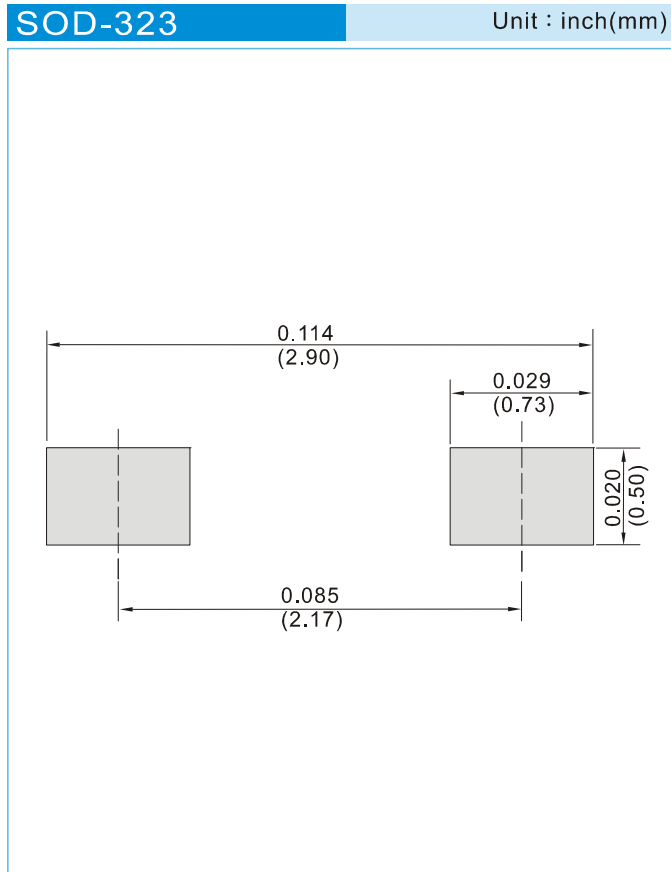


FIG.4-SURGE CURRENT



1SS355

MOUNTING PAD LAYOUT



ORDER INFORMATION

- Packing information
T/R - 12K per 13" plastic Reel
T/R - 5K per 7" plastic Reel



1SS355

Part No_packing code_Version

1SS355_R1_00001

1SS355_R2_00001

For example :

RB500V-40_R2_00001



Packing Code XX				Version Code XXXXX		
Packing type	1 st Code	Packing size code	2 nd Code	HF or RoHS	1 st Code	2 nd ~5 th Code
Tape and Ammunition Box (T/B)	A	N/A	0	HF	0	serial number
Tape and Reel (T/R)	R	7"	1	RoHS	1	serial number
Bulk Packing (B/P)	B	13"	2			
Tube Packing (T/P)	T	26mm	X			
Tape and Reel (Right Oriented) (TRR)	S	52mm	Y			
Tape and Reel (Left Oriented) (TRL)	L	PANASERT T/B CATHODE UP (PBCU)	U			
FORMING	F	PANASERT T/B CATHODE DOWN (PBCD)	D			



1SS355

Disclaimer

- Reproducing and modifying information of the document is prohibited without permission from Panjit International Inc..
- Panjit International Inc. reserves the rights to make changes of the content herein the document anytime without notification. Please refer to our website for the latest document.
- Panjit International Inc. disclaims any and all liability arising out of the application or use of any product including damages incidentally and consequentially occurred.
- Panjit International Inc. does not assume any and all implied warranties, including warranties of fitness for particular purpose, non-infringement and merchantability.
- Applications shown on the herein document are examples of standard use and operation. Customers are responsible in comprehending the suitable use in particular applications. Panjit International Inc. makes no representation or warranty that such applications will be suitable for the specified use without further testing or modification.
- The products shown herein are not designed and authorized for equipments requiring high level of reliability or relating to human life and for any applications concerning life-saving or life-sustaining, such as medical instruments, transportation equipment, aerospace machinery et cetera. Customers using or selling these products for use in such applications do so at their own risk and agree to fully indemnify Panjit International Inc. for any damages resulting from such improper use or sale.
- Since Panjit uses lot number as the tracking base, please provide the lot number for tracking when complaining.