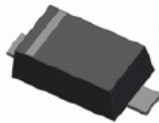




RoHS
COMPLIANCE

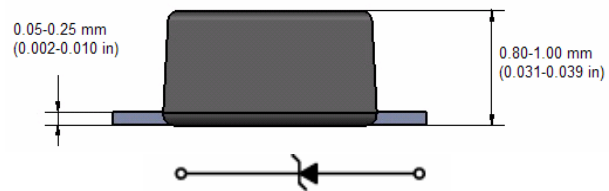
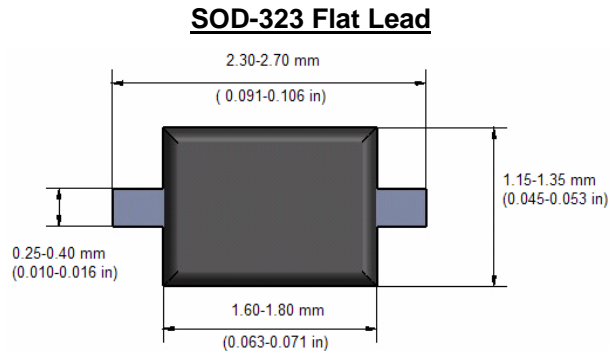


Features

- ◇ High Speed Switching Device ($T_{rr} < 4.0\text{nS}$)
- ◇ Flat Lead SOD-323 Small Outline Plastic Package
- ◇ Surface Device Type Mounting
- ◇ Moisture Sensitivity Level 1
- ◇ Green EMC
- ◇ Clip Bonding Construction, Good Thermal Capability
- ◇ RoHS Compliant & Matte Tin(Sn) Lead Finish
- ◇ Green compound with suffix "G" on packing code & prefix "G" on datecode.

Mechanical Data

- ◇ Cases: Molded plastic
- ◇ Epoxy: UL 94V-O rate flame retardant
- ◇ Lead: Pure tin plated, lead free, solderable per MIL-STD-202, Method 208 guaranteed
- ◇ Polarity: Color band denotes cathode.
- ◇ High temperature soldering guaranteed: 260°C/10 seconds / .375", (9.5mm) lead lengths at 5 lbs., (2.3kg) tension
- ◇ Weight: 0.006 gram
- ◇ Marking code : S4



ELECTRICAL SYMBOL

Maximum Ratings and Electrical Characteristics

Rating at 25°C ambient temperature unless otherwise specified.

Single phase, half wave, 60 Hz, resistive or inductive load.

For capacitive load, derate current by 20%

Type Number	Symbol	Value	Units
Power Dissipation	P_D	200	mW
Repetitive Peak Reverse Voltage	V_{RRM}	90	V
Reverse Voltage	V_R	80	V
Minimum Breakdown Voltage at $I_R = 100\mu\text{A}$	V_{BR}	80	V
Forward Current	I_F	250	mA
Continue Forward Current	I_o	150	mA
Repetitive Peak Forward Current	I_{FSM}	500	mA
Maximum Reverse Leakage Current at $V_R=80\text{V}$	I_R	100	nA
Maximum Forward Voltage at $I_F = 100\text{mA}$	V_F	1.2	V
Maximum Reverse Recovery Time at $I_F = 10\text{mA}$, $V_R=6\text{V}$, $R_L=100\text{Ohms}$	T_{rr}	4	nS
Maximum Junction capacitance at $V_R=0.5\text{V}$, $f=1\text{MHz}$	C_j	4	pF
Operating Temperature Range	T_{OPR}	-65 to +150	°C
Storage Temperature Range	T_{STG}	-65 to +150	°C

Notes: These ratings are limiting values above which the serviceability of the diode may be impaired