

SMD Switching Diode



1SS400G-G (RoHS Device)

Reverse Voltage: 80 Volts

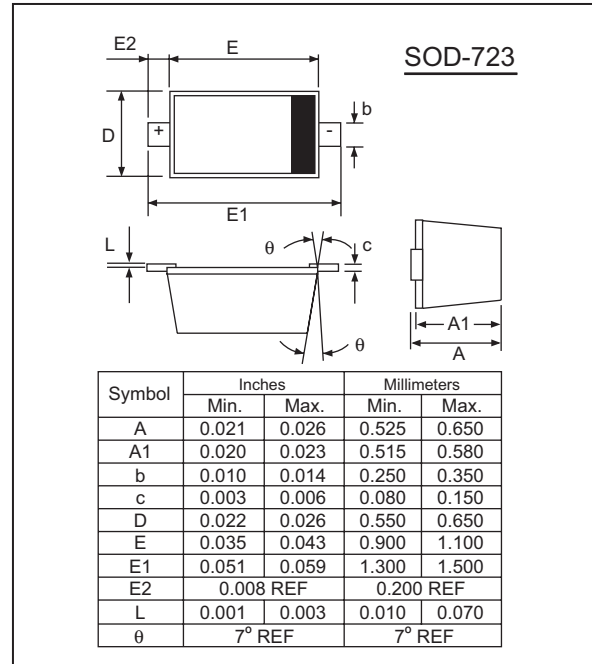
Forward Current: 100 mA

Features:

- Small Surface Mounting Type
- High Speed
- High Reliability with High Surge Current Handling Capability.

Mechanical Data:

- Case: Molded plastic SOD-723
- Terminals: Solderable per MIL-STD-750, Method 2026.1.
- Polarity: Indicated by cathode band.
- Mounting position: Any.
- Marking: 7



Maximum Ratings (at T_A=25°C unless otherwise specified)

Parameter	Symbol	Limits	Unit
DC reverse voltage	V _R	80	V
Mean rectifying current	I _O	100	mA
Peak forward current	I _{FM}	225	A
Junction temperature	T _J	125	°C
Storage temperature	T _{stg}	-55~+125	°C
Peak reverse voltage	V _{RM}	90	V
Surge current T _p =1S	I _{surge}	500	mA

Electrical Ratings (at T_A=25°C unless otherwise specified)

Parameter	Symbol	Min.	Typ.	Max.	Unit	Conditions
Forward voltage	V _F			1.2	V	I _F =100mA
Reverse current	I _R			0.1	μA	V _R =80V
Capacitance between terminals	C _T			3.0	pF	V _R =0.5V, f=1MHz
Reverse recovery time	T _{rr}			4.0	nS	V _R =6V, I _F =10mA, R _L =100Ω



1SS400G-G (RoHS Device)

Rating and Characteristic Curves

Fig. 1 Forward characteristics

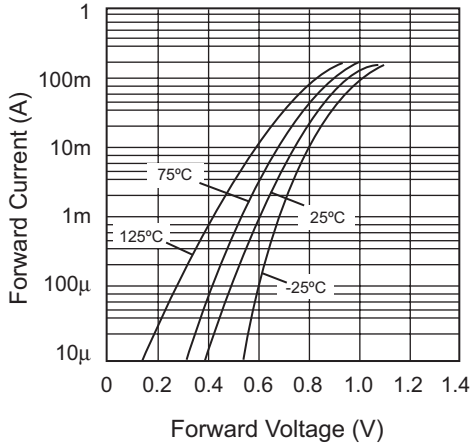


Fig. 2 Capacitance between terminals

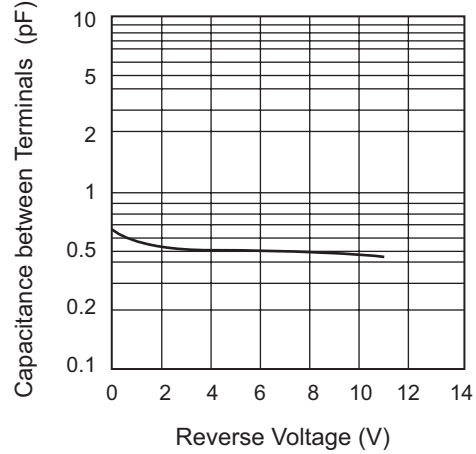


Fig. 3 Reverse characteristics

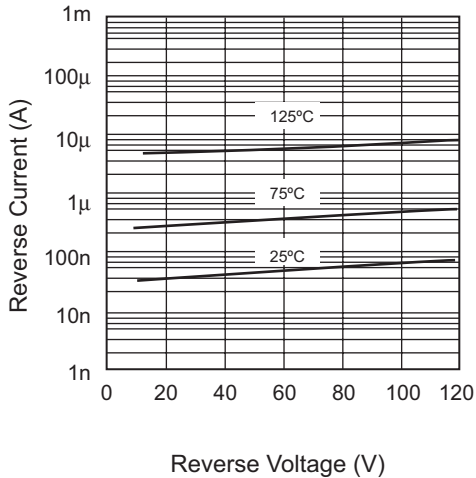


Fig. 4 Surge current characteristics

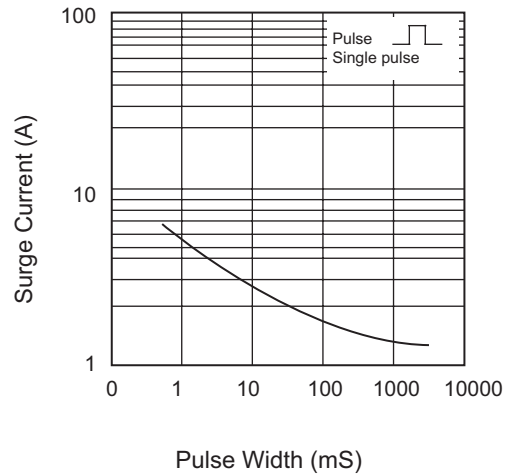


Fig. 5 Reverse recovery time characteristics

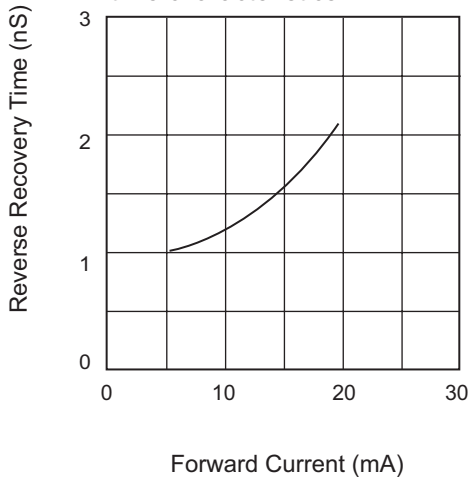


Fig. 6 Reverse recovery time (t_{rr}) measurement circuit

