

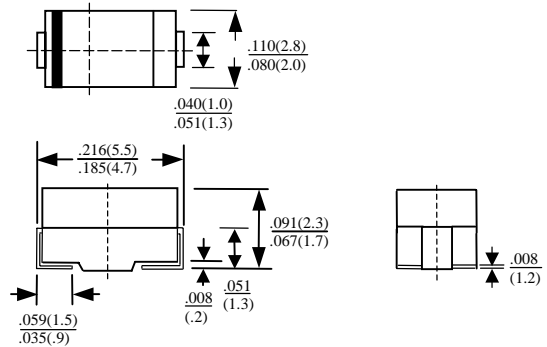
1ZS110~330 Series

Description



SMA

Mechanical Dimensions



DIMENSIONS IN INCH(MM)

FEATURES

- PLASTIC PACKAGE HAS UNDERWRITERS LABORATORY FLAMMABILITY CLASSIFICATION 94V-0
- LOW ZENER IMPEDANCE
- EXCELLENT CLAMPING CAPABILITY

MECHANICAL DATA

- CASE : MOLDED PLASTIC
- TERMINALS : SOLDER PLATED
- POLARITY : INDICATED BY CATHODE BAND
- WEIGHT : 0.10 GRAMS

MAXIMUM RATINGS AND ELECTRICAL CHARACTERISTICS

RATINGS AT 25°C AMBIENT TEMPERATURE UNLESS OTHERWISE SPECIFIED

STORAGE AND OPERATING TEMPERATURE RANGE -55°C TO +150°C

ELECTRICAL CHARACTERISTICS (TA=25°C UNLESS OTHERWISE NOTED) VF=1.2V MAX, IF=200mA FOR ALL TYPES								
TYPE	ZENER BREAKDOWN VOLTAGE	DYNAMIC IMPEDANCES @ 25°C TA				MAXIMUM REVERSE CURRENT @ MEASUREMENT VOLTAGE AND 25°C TA		MAXIMUM FORWARD VOLTAGE @25°C TA @IF=1.0A
	Vz	IzT	ZzT	IzK	ZzK	Vr	Ir	Vf
	V	mA	Ohms	mA	ohms	V	µA	V
1ZS110	110	5	750	0.25	5000	80	0.5	1.0
1ZS115	115	5	750	0.25	5000	85	0.5	1.0
1ZS120	120	5	850	0.25	5000	90	0.5	1.0
1ZS130	130	5	1000	0.25	5000	95	0.5	1.0
1ZS140	140	5	1200	0.25	5000	105	0.5	1.0
1ZS150	150	5	1300	0.25	5000	110	0.5	1.0
1ZS160	160	5	1500	0.25	5000	120	0.5	1.0
1ZS170	170	5	2200	0.25	5000	130	0.5	1.0
1ZS180	180	5	2200	0.25	5000	140	0.5	1.0
1ZS190	190	5	2500	0.25	5000	150	0.5	1.0
1ZS200	200	5	2500	0.25	8000	165	0.5	1.0
1ZS210	210	5	5000	0.25	9000	165	0.5	1.0
1ZS220	220	5	5000	0.25	9000	170	0.5	1.0
1ZS230	230	5	5000	0.25	9000	175	0.5	1.0
1ZS240	240	5	5000	0.25	9000	180	0.5	1.0
1ZS250	250	5	5000	0.25	9000	190	0.5	1.0
1ZS260	260	5	5000	0.25	9000	195	0.5	1.0
1ZS270	270	5	5000	0.25	9000	200	0.5	1.0
1ZS280	280	5	5000	0.25	9000	210	0.5	1.0
1ZS290	290	5	5000	0.25	9000	215	0.5	1.0
1ZS300	300	5	5000	0.25	9000	220	0.5	1.0
1ZS310	310	5	5000	0.25	9500	225	0.5	1.0
1ZS320	320	5	5000	0.25	9500	233	0.5	1.0
1ZS330	330	5	5000	0.25	9500	240	0.5	1.0

NOTE : STANDARD ± 20% , SUFFIX "A" ± 10%,SUFFIX "B" ± 5% "U" +5% -0 %,SUFFIX "D" +0% -5 % , SUFFIX "T" ±10V



RATING AND CHARACTERISTIC CURVES 1ZS110 THRU 1ZS330

FIG. 1 - MAXIMUM CONTINUOUS POWER DISSIPATION

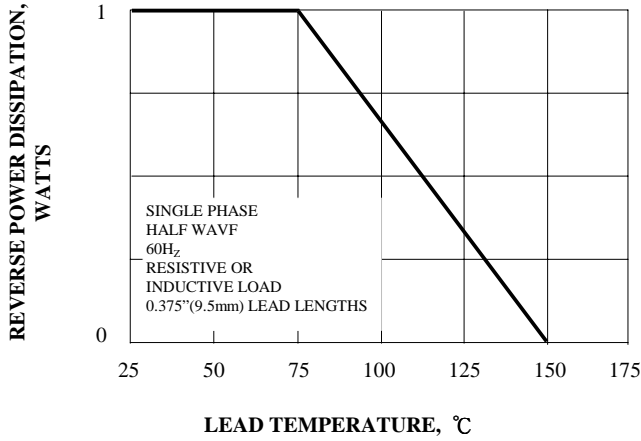


FIG. 2 - ZENER VOLTAGE VERSUS ZENER CURRENT

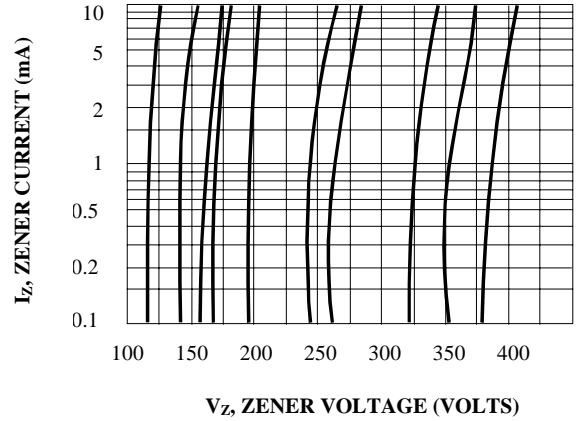


FIG. 3 - TYPICAL INSTANTANEOUS FORWARD CHARACTERISTICS

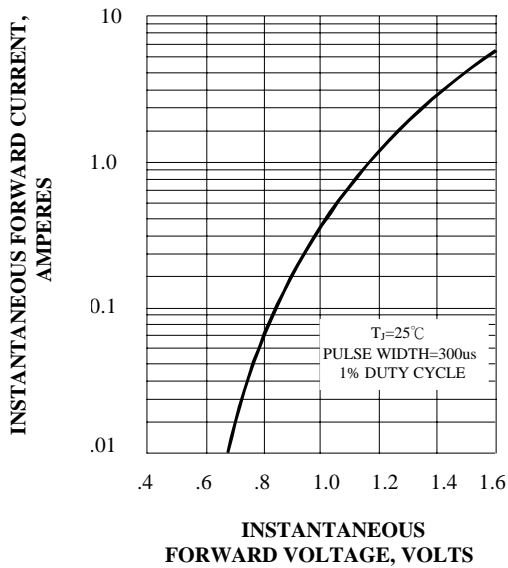


FIG. 4 - TYPICAL REVERSE CHARACTERISTICS

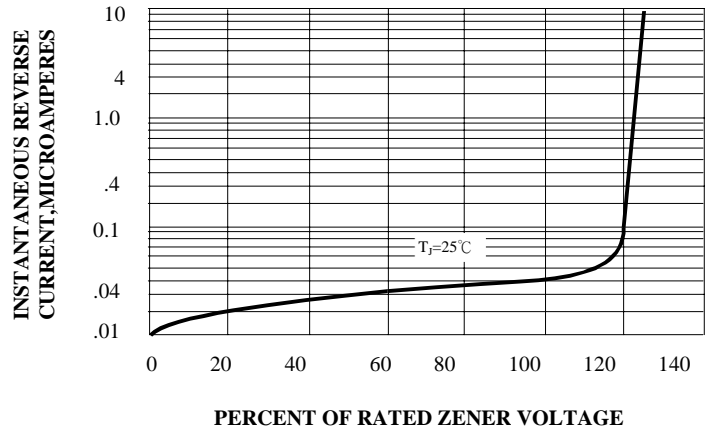


FIG. 5 - TYPICAL TEMPERATURE COEFFICIENTS

