

Subminiature Fuse, 8.5 mm, Time-Lag T, Telecom, 250 VAC, 63 VDC



IEC 60127-3 · 250VAC · Time-Lag T



Standards

- IEC 60127-3/4
- UL 248-14
- CSA C22.2 no. 248.14
- Telcordia GR-1089
- UL 60950 / IEC 60950
- ITU-T K.20 and K.21
- TIA-968-A

Approvals

- VDE Certificate Number: 40013529
- UL File Number: E41599
- CSA File Number: 51172

Applications

- xDSL and ADSL linecards and modems


References

[Packaging Details](#)
Corresponding Fuseholder [FMS \(250V\)](#)
Last order date: 31.12.2016
We recommend for new applications the type [MST 250](#)
MST 250 is fully compatible to MSU 250

Weblinks

[pdf-datasheet](#), [html-datasheet](#), [General Product Information](#), [Packaging details](#), [Approvals](#), [CE declaration of conformity](#), [RoHS](#), [CHINA-RoHS](#), [REACH](#), [Distributor-Stock-Check](#), [Detailed request for product](#)

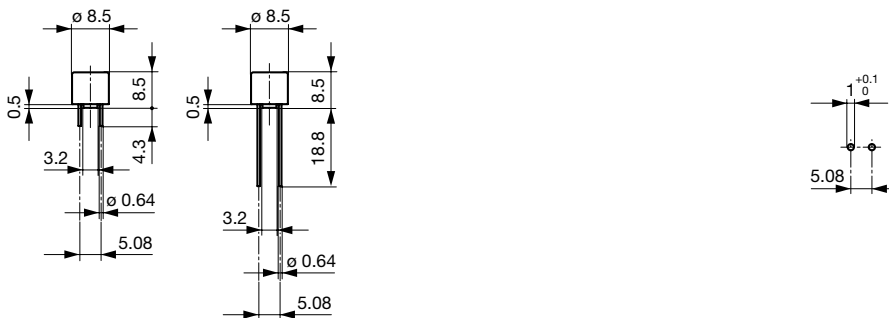
Technical Data

Rated Voltage	250 VAC, 63 VDC
Rated current	0.25 - 3.15A
Breaking Capacity	35A - 50A
Characteristic	Time-Lag T
Mounting	PCB, THT
Admissible Ambient Air Temp.	-40 °C to 85 °C
Climatic Category	40/085/21 acc. to IEC 60068-1
Material: Housing	Thermoplastic, UL 94V-0
Material: Terminals	Tin-Plated Copper
Unit Weight	0.53 g
Storage Conditions	0 °C to 40 °C, max. 70% r.h.
Product Marking	 Type, Rated current, Rated Voltage, Characteristic, Approvals

Soldering Methods	Wave, Iron Soldering Profile
Solderability	235 °C / 2 sec acc. to IEC 60068-2-20, Test Ta
Resistance to Soldering Heat	260 °C / 10sec acc. to IEC 60068-2-20, Test Tb
Current Carrying Capacity	acc. to EIA/IS-722, Test 4.3.3
Moisture Resistance Test	(acc. to EIA/IS-722, Test 4.4.3)
Terminal Strength	Tensile load min. 9 N (acc. to EIA/IS-722, Test 4.5.1)
Case Resistance	acc. to EIA/IS-722, Test 4.7 >100 MΩ (between leads and body)
Mechanical Shock	(acc. to EIA/IS-722, Test 4.9)
Vibration, High Frequency	Shock 20 gn, 20 min, 10-2 kHz, 12 cyc. (acc. to EIA/IS-722, Test 4.10)
Resistance to Solvents	MIL-STD-202, Method 215A
Flammability	UL 94V-0 (acc. to EIA/IS-722, Test 4.12)

Dimension

8.5 mm

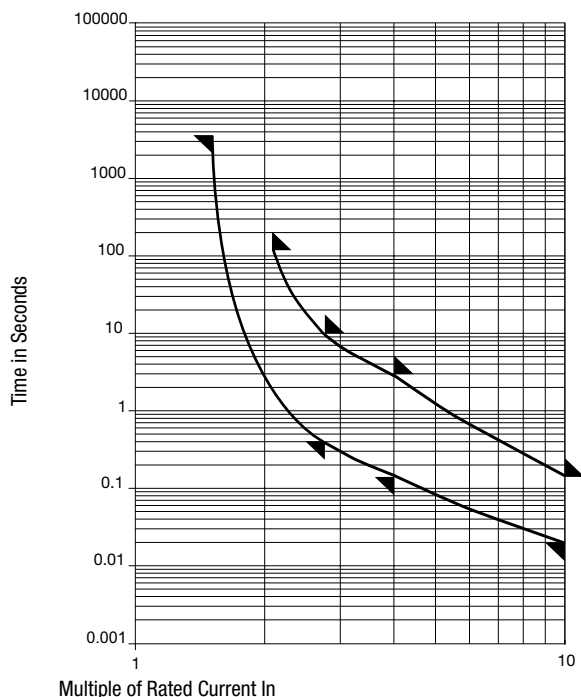


Drilling diagram

Pre-Arcing Time

Rated Current In	1.5 x In min.	2.1 x In max.	2.75 x In min.	2.75 x In max.	4.0 x In min.	4.0 x In max.	10.0 x In min.	10.0 x In max.
0.25 A - 3.15 A	60 min	120 s	400 ms	10 s	150 ms	3 s	20 ms	150 ms

[Kennlinien]



All Variants

Rated Current [A]	Rated Voltage [VAC]	Voltage Drop 1.0 In typ. [mV]	Power Dissipation 1.5 I _n typ. [mW]	Melting I ² t 10.0 Intyp. [A ² s]	GR-1089-CORE [A]	UL60950	ITU - Lightning Surge [A]	ITU - Power Induc-	ITU - Power Contact [A]	S	L	T	Order Number
0.25	250	120	80	0.6	> 14.0		25.3	●	35.0	●			2040.0609
0.315	250	120	100	0.8	> 14.0		29.2	●	35.0	●			2040.0610
0.4	250	110	100	1.1	> 14.0		39.5	●	35.0	●			2040.0611
0.5	250	100	100	2.5	> 14.0		57	●	35.0	●			2040.0612
0.63	250	90	100	4	> 14.0		67	●	35.0	●			2040.0613
0.8	250	80	200	8	> 14.0	●	67	●	35.0	●			2040.0614
1	250	70	200	12	> 14.0	●	67	●	35.0	●			2040.0615
1.25	250	70	300	15	> 14.0	●	67	●	35.0	●			2040.0616
1.6	250	60	300	30	> 14.0	●	67	●	50.0	●			2040.0617
2	250	60	300	34	> 14.0	●	67	●	50.0	●			2040.0618
2.5	250	50	400	55	> 14.0	●	67	●	50.0	●			2040.0619
3.15	250	50	500	76	> 14.0	●	67	●	50.0	●			2040.0620
0.25	250	120	80	0.6	> 14.0		25.3	●	35.0		●		2040.0709
0.315	250	120	100	0.8	> 14.0		29.2	●	35.0		●		2040.0710
0.4	250	110	100	1.1	> 14.0		39.5	●	35.0		●		2040.0711
0.5	250	100	100	2.5	> 14.0		57	●	35.0		●		2040.0712
0.63	250	90	100	4	> 14.0		67	●	35.0		●		2040.0713
0.8	250	80	200	8	> 14.0	●	67	●	35.0		●		2040.0714
1	250	70	200	12	> 14.0	●	67	●	35.0		●		2040.0715
1.25	250	70	300	15	> 14.0	●	67	●	35.0		●		2040.0716
1.6	250	60	300	30	> 14.0	●	67	●	50.0		●		2040.0717
2	250	60	300	34	> 14.0	●	67	●	50.0		●		2040.0718

Rated Current [A]	Rated Voltage [VAC]	Voltage Drop 1.0 I _n typ. [mV]	Power Dissipation 1.5 I _n typ. [mW]	Melting I ² t 10.0 Intyp. [A ² s]	GR-1089-CORE [A]	UL60950	ITU - Lightning Surge [A]	ITU - Power Induc-	ITU - Power Contact [A]	S	L	T	Order Number
2.5	250	50	400	55	> 14.0	●	67	●	50.0	●			2040.0719
3.15	250	50	500	76	> 14.0	●	67	●	50.0	●			2040.0720
0.25	250	120	80	0.6	> 14.0		25.3	●	35.0		●		2040.0809
0.315	250	120	100	0.8	> 14.0		29.2	●	35.0		●		2040.0810
0.4	250	110	100	1.1	> 14.0		39.5	●	35.0		●		2040.0811
0.5	250	100	100	2.5	> 14.0		57	●	35.0		●		2040.0812
0.63	250	90	100	4	> 14.0		67	●	35.0		●		2040.0813
0.8	250	80	200	8	> 14.0	●	67	●	35.0		●		2040.0814
1	250	70	200	12	> 14.0	●	67	●	35.0		●		2040.0815
1.25	250	70	300	15	> 14.0	●	67	●	35.0		●		2040.0816
1.6	250	60	300	30	> 14.0	●	67	●	50.0		●		2040.0817
2	250	60	300	34	> 14.0	●	67	●	50.0		●		2040.0818
2.5	250	50	400	55	> 14.0	●	67	●	50.0		●		2040.0819
3.15	250	50	500	76	> 14.0	●	67	●	50.0		●		2040.0820

Availability for all products can be searched real-time: <http://www.schurter.com/Stock-Check/Stock-Check-SCHURTER>

IEC: 35 A @ 250 VAC

UL: 35 A @ 250 VAC / 50 A @ 63 VDC

Packaging Unit	S =	L =	T =
	Plastic Bag (100 pcs.)	Bulk (100 pcs.)	Taped 36 cm Reel (750 pcs.)