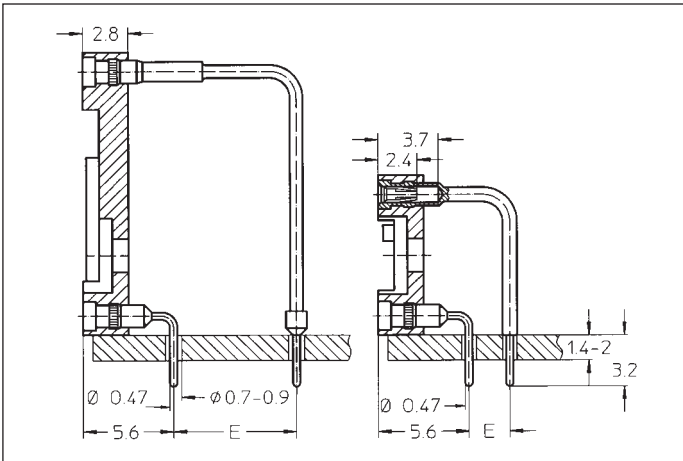


Series 299

Dual-in-line sockets / right angle version

Closed frame


Solder tail






Series 299 DIL sockets with closed frame insulator are designed for components to be mounted perpendicularly to the PCB, such as LED displays

Right angle solder-tails are available with either 7.62 mm (standard) or 2.54 mm row spacing

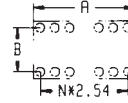
Insertion characteristics:
4-finger standard



Platings	Sleeve 	Clip 	Pin 
93	5 µm Sn Pb	0.75 µm Au	
91	5 µm Sn Pb	0.25 µm Au	

Ordering information

For complete part number see Order Codes list below

No. of poles	Order Codes				Insulator dimensions			
	Plating 93 B	Plating 93 B	Plating 91 B	Plating 91 B		See page 51	A	B
	E = 7.62	E = 2.54	E = 7.62	E = 2.54				
6	299-93-306-10-001	299-93-306-11-001	299-91-306-10-001	299-91-306-11-001		7.6	7.62	10.1
8	299-93-308-10-001	299-93-308-11-001	299-91-308-10-001	299-91-308-11-001		10.1	7.62	10.1
10	299-93-310-10-001	299-93-310-11-001	299-91-310-10-001	299-91-310-11-001		12.6	7.62	10.1
12	299-93-312-10-001	299-93-312-11-001	299-91-312-10-001	299-91-312-11-001		15.2	7.62	10.1
14	299-93-314-10-001	299-93-314-11-001	299-91-314-10-001	299-91-314-11-001		17.7	7.62	10.1
16	299-93-316-10-001	299-93-316-11-001	299-91-316-10-001	299-91-316-11-001		20.3	7.62	10.1
18	299-93-318-10-001	299-93-318-11-001	299-91-318-10-001	299-91-318-11-001		22.8	7.62	10.1
20	299-93-320-10-001	299-93-320-11-001	299-91-320-10-001	299-91-320-11-001		25.3	7.62	10.1
24	299-93-324-10-001	299-93-324-11-001	299-91-324-10-001	299-91-324-11-001		30.4	7.62	10.1
8	299-93-608-10-002		299-91-608-10-002			10.1	15.24	17.7
10	299-93-610-10-002		299-91-610-10-002			12.6	15.24	17.7
12	299-93-612-10-002		299-91-612-10-002			15.2	15.24	17.7
14	299-93-614-10-002		299-91-614-10-002			17.7	15.24	17.7
16	299-93-616-10-002		299-91-616-10-002			20.1	15.24	17.7
18	299-93-618-10-002		299-91-618-10-002			22.8	15.24	17.7
20	299-93-620-10-002		299-91-620-10-002			25.3	15.24	17.7
22	299-93-622-10-002		299-91-622-10-002			27.8	15.24	17.7
24	299-93-624-10-002		299-91-624-10-002			30.4	15.24	17.7
26	299-93-626-10-002		299-91-626-10-002			33.0	15.24	17.7
28	299-93-628-10-002		299-91-628-10-002			35.5	15.24	17.7
30	299-93-630-10-002		299-91-630-10-002			38.0	15.24	17.7
32	299-93-632-10-002		299-91-632-10-002			40.6	15.24	17.7
36	299-93-636-10-002		299-91-636-10-002			45.7	15.24	17.7
40	299-93-640-10-002		299-91-640-10-002			50.6	15.24	17.7