

2CL15KV/20mA Product Data

High voltage rectifier diodes 2CL15KV/20mA Series adopts high reliable mesa structure and diffusion craftwork, epoxy resin molded in a compact structure.

■ Maximum Rating

■ Feature

- Avalanche characteristic
- More sizes to choose
- Epoxy resin molded in vacuum, have anticorrosion in the surface
- Operating Junction Temperature Tj: -40°C—+150°C

■ Application

- High voltage rectifier used in electrostatic cleaning
- High voltage generator
- High voltage testing equipment
- General purpose high voltage rectifier, voltage multiplier assembly

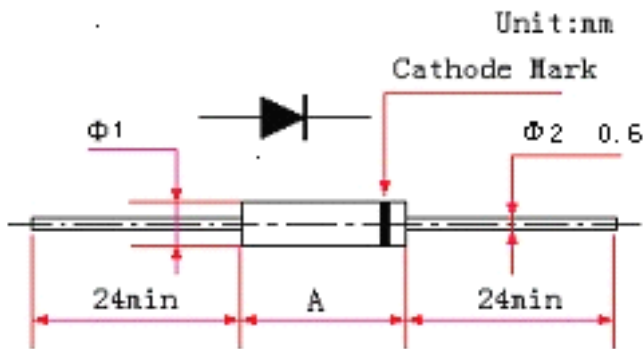
Item	Symbol	Conditions	2CL	Unit
			15KV/20mA	
Repetitive Peak Reverse Voltage	V_{RRM}	Ta=25°C I _R =0.5μA	15	kV
Average Forward Current	I _O		20	mA
Surge Forward Current	I _{FSM}	(50Hz Half-sine Wave , Resistance load @T _{break} =50°C)	1	A
Operating Junction Temperature	Tj	Halfsine wave peak voltage	-40—+150	°C
Operating Ambient Temperature	Tc		100	°C
Storage Temperature	Tstg		-40—120	°C

■ Electrical Characteristics

Rated Value	Symbol	Condition	2CL	Unit
			15KV/20mA	
Forward Peak Voltage Max (Reference Value)	V _F	I_F=20mA 40°C	42	V
Reverse Recovery Time Max	T _{rr}		80	nS
Peak Reverse Current (Reference Value)	I _{R1}	V _R =V _{RRM} , 25°C	2.0	μA
	I _{R2}	V _R =V _{RRM} , 100°C	5.0	μA

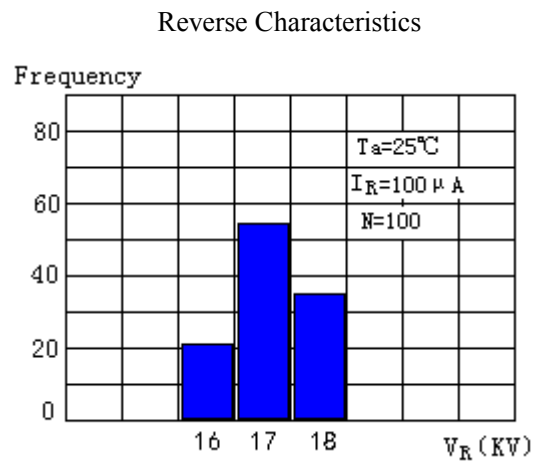
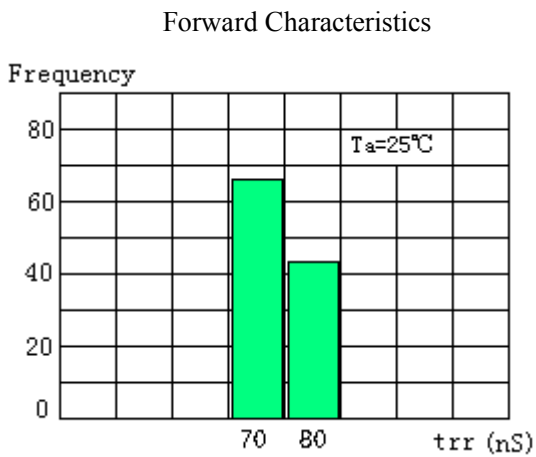
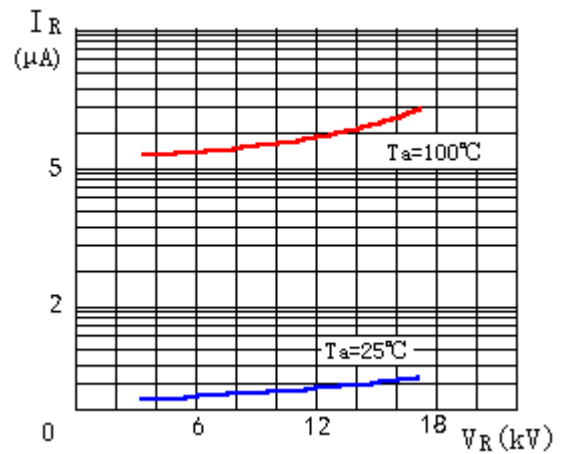
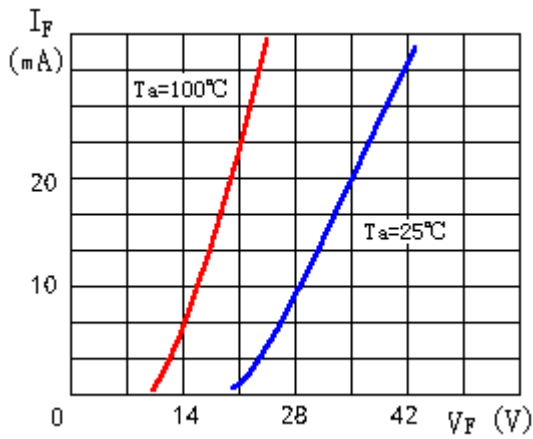
Dimension

OUTLINE DRAWINGS



Type	A	Φ1	Φ2
2CL15KV/20mA	12	3	0.6*24

Characteristic Curve



Reverse Recovery Time Basic Test Circuit

