

Silicon NPN Power Transistors

2SC3897

DESCRIPTION


- With TO-3PML package
- High speed
- High breakdown voltage
- High reliability

APPLICATIONS

- Ultrahigh-definition CRT display horizontal deflection output applications

PINNING

PIN	DESCRIPTION
1	Base
2	Collector
3	Emitter



Absolute maximum ratings (Ta=25°C)

SYMBOL	PARAMETER	CONDITIONS	MAX	UNIT
V _{CBO}	Collector-base voltage	Open emitter	1500	V
V _{CEO}	Collector-emitter voltage	Open base	800	V
V _{EBO}	Emitter-base voltage	Open collector	6	V
I _C	Collector current		10	A
I _{CM}	Collector current-peak		25	A
P _C	Collector dissipation	T _a =25°C	3.0	W
		T _C =25°C	70	
T _j	Junction temperature		150	°C
T _{stg}	Storage temperature		-55~150	°C

Silicon NPN Power Transistors

2SC3897

CHARACTERISTICS

T_j=25 °C unless otherwise specified

SYMBOL	PARAMETER	CONDITIONS	MIN	TYP.	MAX	UNIT
V _{(SUS)CEO}	Collector-emitter sustaining voltage	I _C =0.1A ; I _B =0	800			V
V _{CEsat}	Collector-emitter saturation voltage	I _C =8A ; I _B =2A			5.0	V
V _{BEsat}	Base-emitter saturation voltage	I _C =8A ; I _B =2A			1.5	V
I _{CBO}	Collector cut-off current	V _{CB} =800V ; I _E =0			10	μA
I _{CES}	Collector cut-off current	V _{CE} =1500V ; R _{BE} =0			1.0	mA
I _{EBO}	Emitter cut-off current	V _{EB} =4V ; I _C =0			1.0	mA
h _{FE-1}	DC current gain	I _C =1A ; V _{CE} =5V	8			
h _{FE-2}	DC current gain	I _C =8A ; V _{CE} =5V	4		8	

Switching times

t _{stg}	Storage time	I _C =6A ; V _{CC} =200V I _{B1} =1.2A ; I _{B2} =2.4A R _L =33.3Ω			3.0	μs
t _f	Fall time			0.1	0.2	μs

Silicon NPN Power Transistors

2SC3897

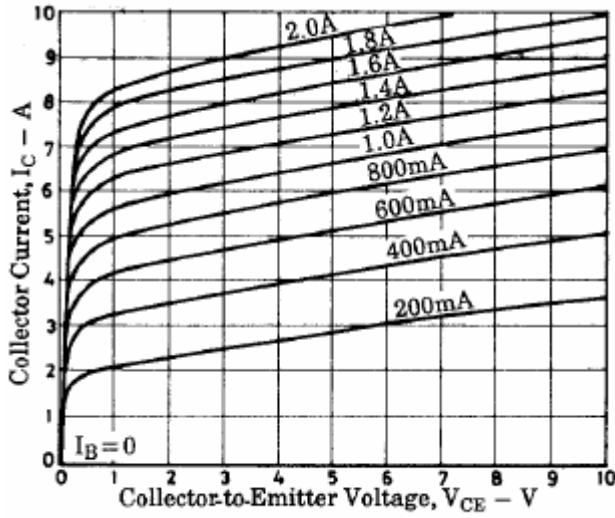


Fig.3 Static Characteristic

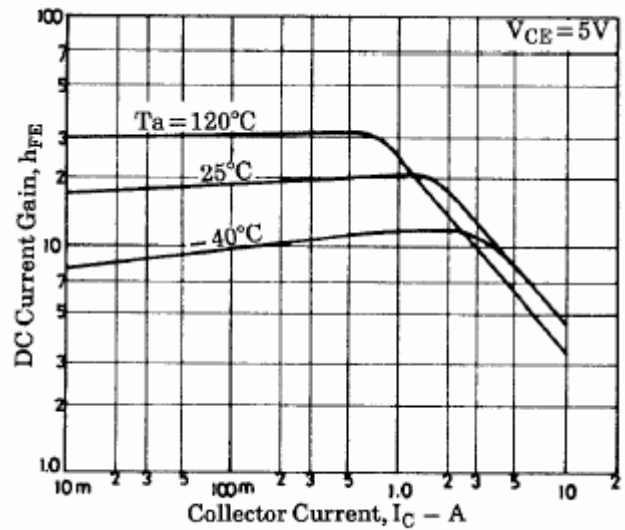


Fig.4 DC current Gain

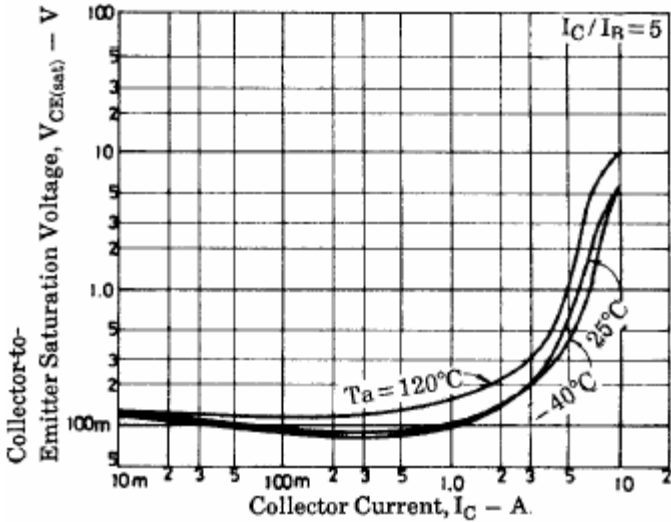


Fig.5 Collector-Emitter Saturation Voltage

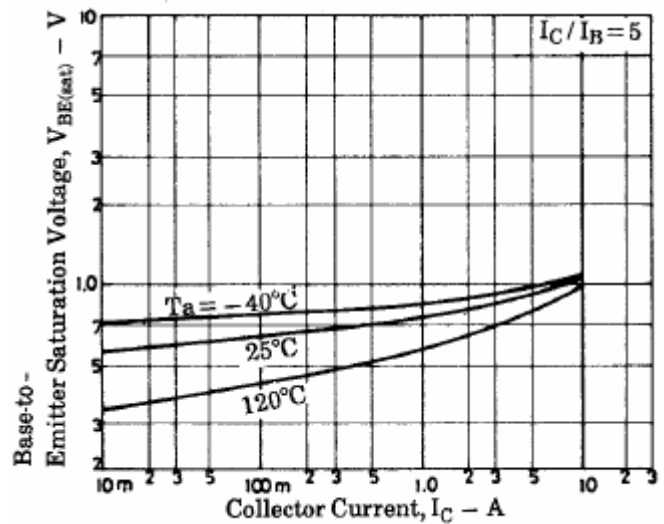


Fig.6 Base-Emitter Saturation Voltage

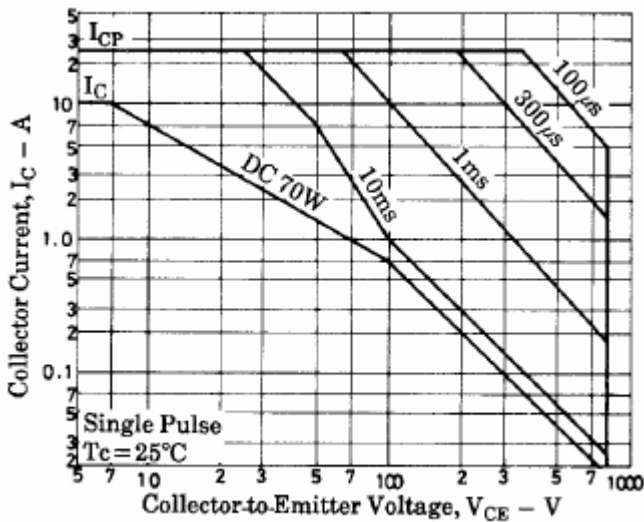


Fig.7 Safe Operating Area