

Silicon NPN Power Transistors

2SC4381 2SC4382

**DESCRIPTION**

- With TO-220F package
- Complement to type 2SA1667/1668

**APPLICATIONS**

- For TV vertical output ,audio output driver and general purpose applications

**PINNING**

PIN	DESCRIPTION
1	Base
2	Collector
3	Emitter

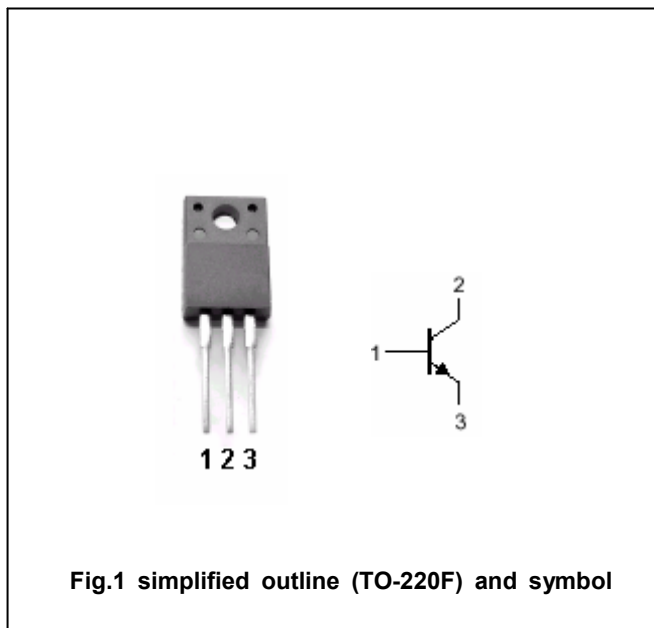


Fig.1 simplified outline (TO-220F) and symbol

**Absolute maximum ratings (Ta=25°C)**

SYMBOL	PARAMETER	CONDITIONS	VALUE	UNIT
V <sub>CBO</sub>	Collector-base voltage	2SC4381	150	V
		2SC4382	200	
V <sub>CEO</sub>	Collector-emitter voltage	2SC4381	150	V
		2SC4382	200	
V <sub>EBO</sub>	Emitter-base voltage	Open collector	6	V
I <sub>C</sub>	Collector current		2	A
I <sub>B</sub>	Base current		1	A
P <sub>C</sub>	Collector dissipation	T <sub>C</sub> =25°C	25	W
T <sub>j</sub>	Junction temperature		150	°C
T <sub>stg</sub>	Storage temperature		-55~150	°C

## Silicon NPN Power Transistors

## 2SC4381 2SC4382

## CHARACTERISTICS

T<sub>j</sub>=25 °C unless otherwise specified

SYMBOL	PARAMETER	CONDITIONS	MIN	TYP.	MAX	UNIT	
V <sub>(BR)CEO</sub>	Collector-emitter breakdown voltage	2SC4381	I <sub>C</sub> =25mA ; I <sub>B</sub> =0	150			V
		2SC4382		200			
V <sub>CEsat</sub>	Collector-emitter saturation voltage	I <sub>C</sub> =0.7A; I <sub>B</sub> =70mA			1.0	V	
I <sub>CBO</sub>	Collector cut-off current	2SC4381	V <sub>CB</sub> =150V; I <sub>E</sub> =0			10	μA
		2SC4382	V <sub>CB</sub> =200V; I <sub>E</sub> =0			10	μA
I <sub>EBO</sub>	Emitter cut-off current	V <sub>EB</sub> =6V; I <sub>C</sub> =0			10	μA	
h <sub>FE</sub>	DC current gain	I <sub>C</sub> =0.7A ; V <sub>CE</sub> =10V	60				
f <sub>T</sub>	Transition frequency	I <sub>C</sub> =0.2A ; V <sub>CE</sub> =12V		15		MHz	
C <sub>OB</sub>	Output capacitance	I <sub>E</sub> =0 ; V <sub>CB</sub> =10V; f=1MHz		35		pF	

## Switching time

t <sub>on</sub>	Turn-on time	I <sub>C</sub> =1A ; I <sub>B1</sub> =-I <sub>B2</sub> =0.1A V <sub>CC</sub> =20V , R <sub>L</sub> =20Ω		1.0		μs
t <sub>s</sub>	Storage time			3.0		μs
t <sub>f</sub>	Fall time			1.5		μs

Silicon NPN Power Transistors

2SC4381 2SC4382

PACKAGE OUTLINE

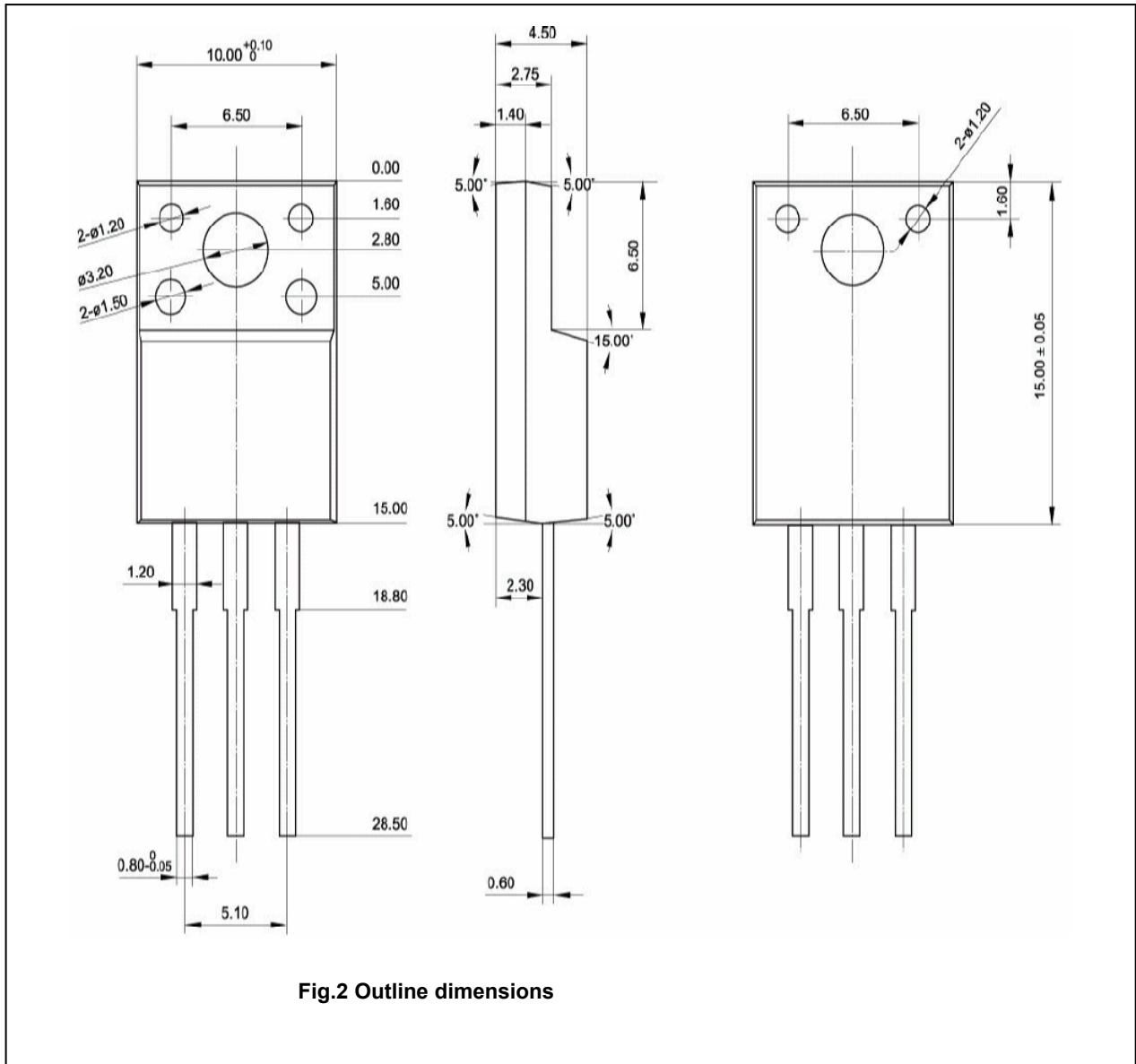


Fig.2 Outline dimensions

Silicon NPN Power Transistors

2SC4381 2SC4382

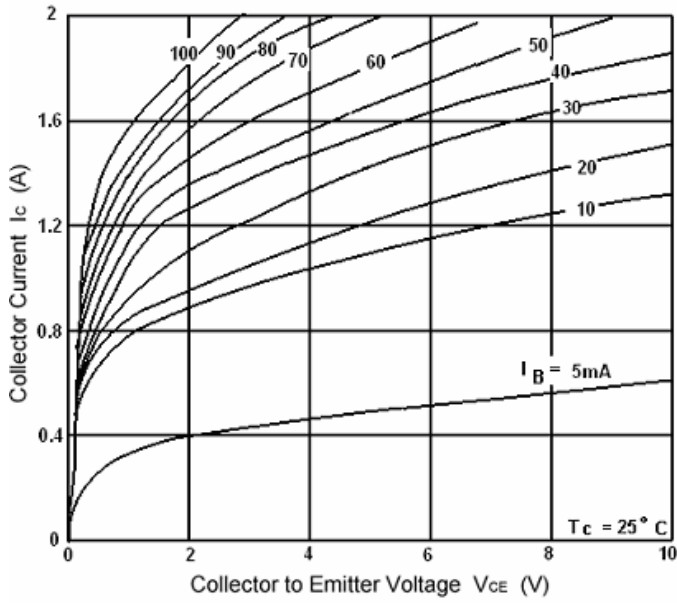


Fig.3 Static Characteristic

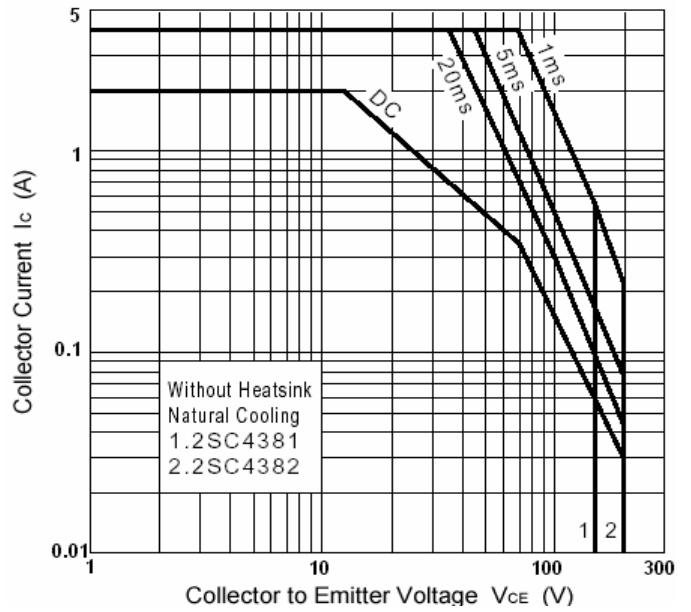


Fig.4 Safe Operating Area

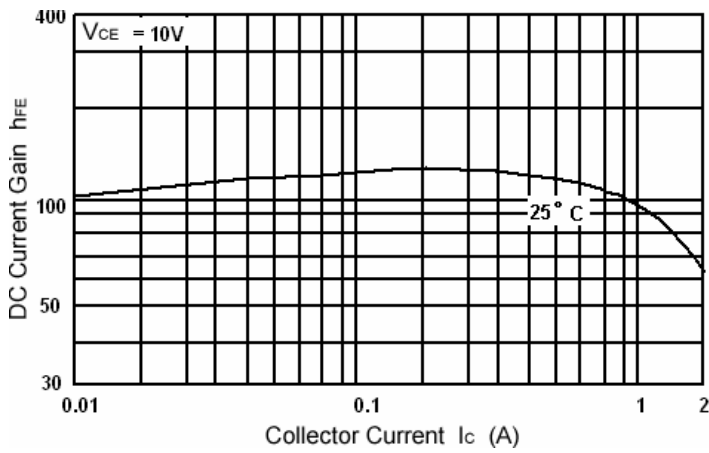


Fig.5 DC current Gain