

**2SC5276**

UHF to S Band Low-Noise Amplifier, OSC Applications

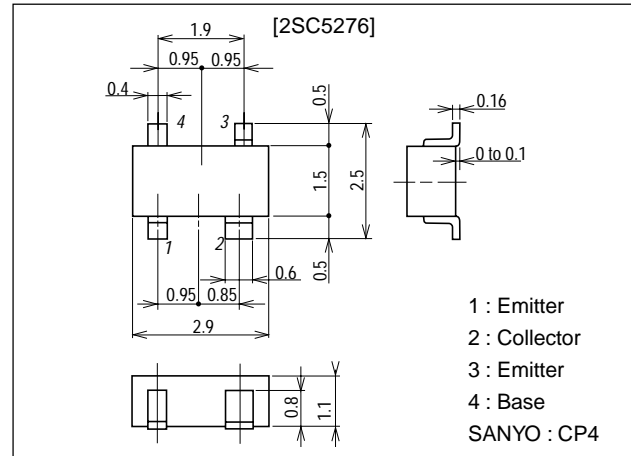
Features

- Low noise : NF=0.9dB typ (f=1GHz).
: NF=1.4dB typ (f=1.5GHz).
- High gain : $|S_{21e}|^2=11\text{dB}$ typ (f=1.5GHz).
- High cutoff frequency : $f_T=11\text{GHz}$ typ.
- Low-voltage, low-current operation
($V_{CE}=1\text{V}$, $I_C=1\text{mA}$)
: $f_T=7\text{GHz}$ type.
: $|S_{21e}|^2=6\text{dB}$ typ (f=1.5GHz).

Package Dimensions

unit:mm

2110A



Specifications

Absolute Maximum Ratings at $T_a = 25^\circ\text{C}$

Parameter	Symbol	Conditions	Ratings	Unit
Collector-to-Base Voltage	V_{CBO}		20	V
Collector-to-Emitter Voltage	V_{CEO}		10	V
Emitter-to-Base Voltage	V_{EBO}		1.5	V
Collector Current	I_C		30	mA
Collector Dissipation	P_C		200	mW
Junction Temperature	T_J		150	$^\circ\text{C}$
Storage Temperature	T_{stg}		-55 to +150	$^\circ\text{C}$

Electrical Characteristics at $T_a = 25^\circ\text{C}$

Parameter	Symbol	Conditions	Ratings			Unit
			min	typ	max	
Collector Cutoff Current	I_{CBO}	$V_{CB}=10\text{V}$, $I_E=0$			1.0	μA
Emitter Cutoff Current	I_{EBO}	$V_{EB}=1\text{V}$, $I_C=0$			10	μA
DC Current Gain	h_{FE}	$V_{CE}=5\text{V}$, $I_C=10\text{mA}$	60*		270*	
Gain-Bandwidth Product	f_T1	$V_{CE}=5\text{V}$, $I_C=10\text{mA}$	8	11		GHz
	f_T2	$V_{CE}=1\text{V}$, $I_C=1\text{mA}$		7		GHz
Output Capacitance	C_{ob}	$V_{CB}=10\text{V}$, $f=1\text{MHz}$		0.45	0.7	pF
Reverse Transfer Capacitance	C_{re}	$V_{CB}=10\text{V}$, $f=1\text{MHz}$		0.25		pF

* : The 2SC5276 is classified by 10mA h_{FE} as follows :

60	3	120	90	4	180	135	5	270
----	---	-----	----	---	-----	-----	---	-----

Marking : MN

 h_{FE} rank : 3, 4, 5

Continued on next page.

■ Any and all SANYO products described or contained herein do not have specifications that can handle applications that require extremely high levels of reliability, such as life-support systems, aircraft's control systems, or other applications whose failure can be reasonably expected to result in serious physical and/or material damage. Consult with your SANYO representative nearest you before using any SANYO products described or contained herein in such applications.

■ SANYO assumes no responsibility for equipment failures that result from using products at values that exceed, even momentarily, rated values (such as maximum ratings, operating condition ranges, or other parameters) listed in products specifications of any and all SANYO products described or contained herein.

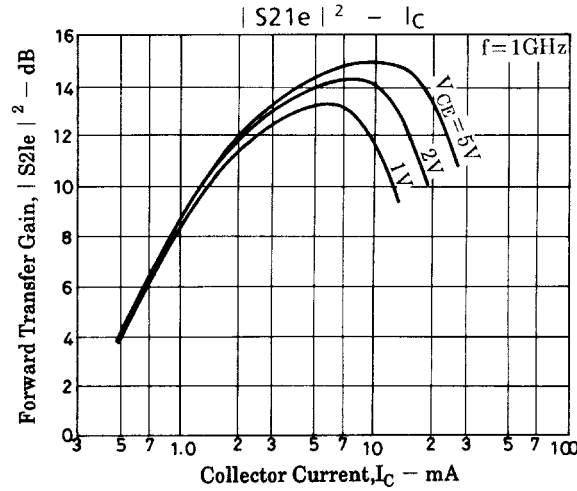
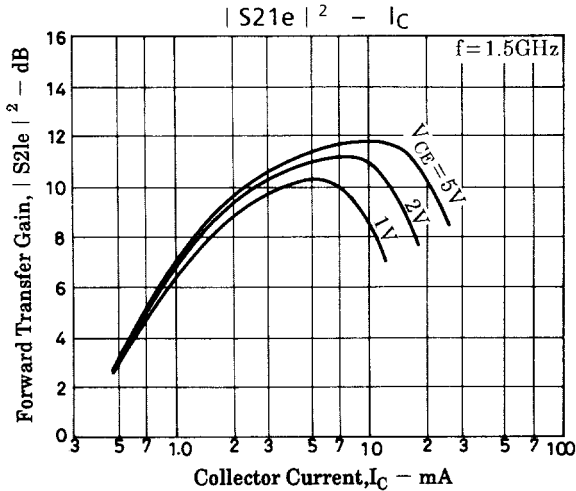
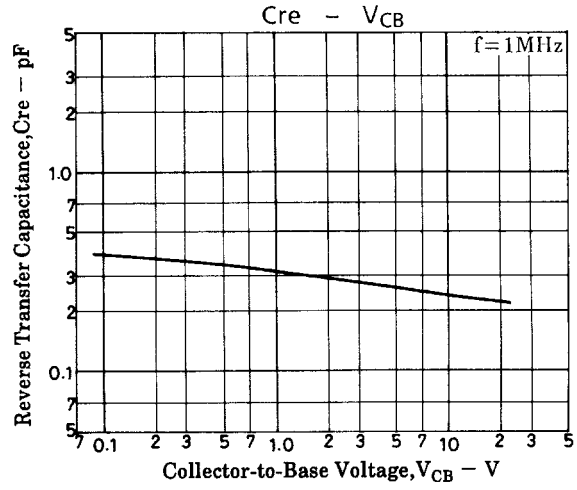
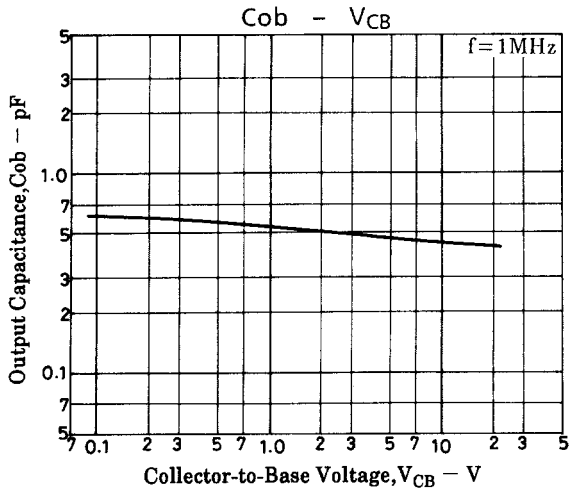
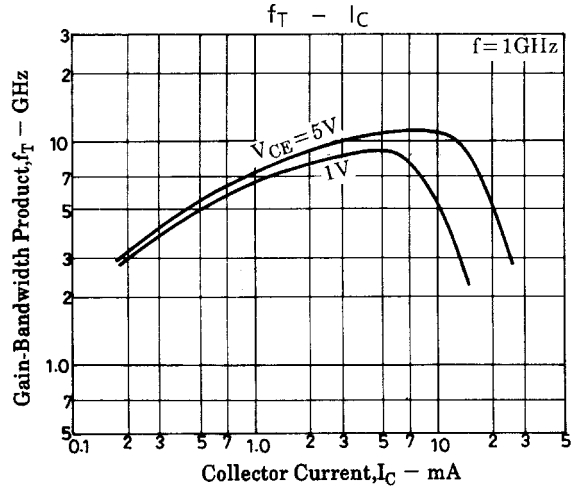
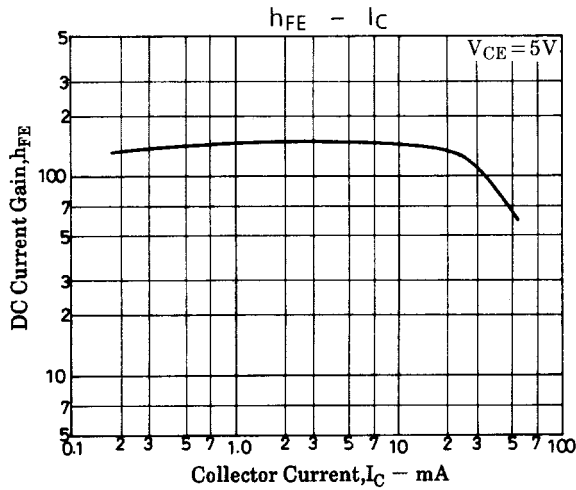
SANYO Electric Co., Ltd. Semiconductor Business Headquarters

TOKYO OFFICE Tokyo Bldg., 1-10, 1 Chome, Ueno, Taito-ku, TOKYO, 110-8534 JAPAN

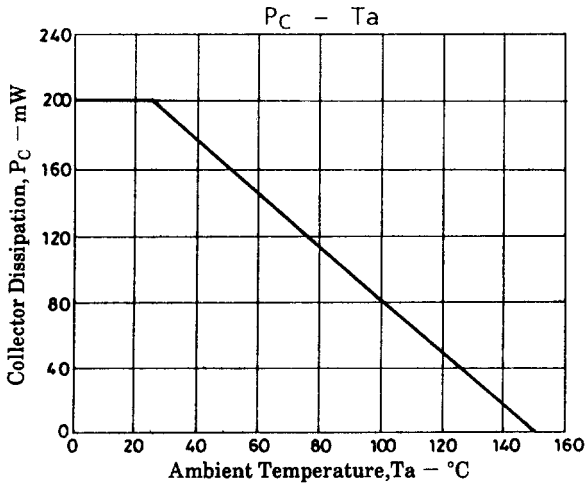
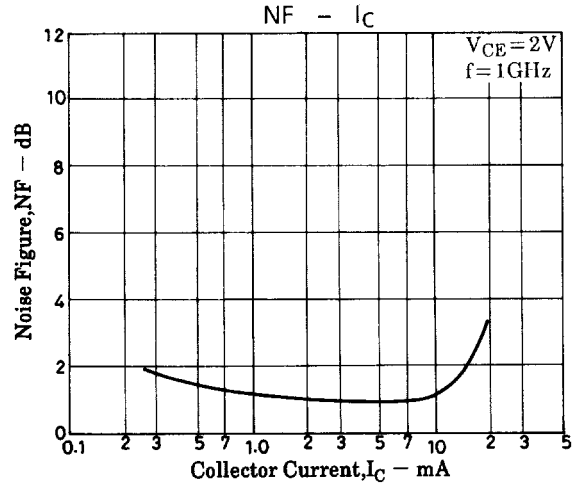
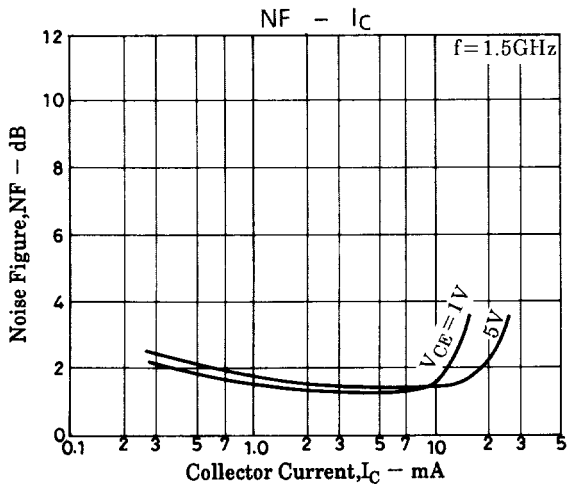
2SC5276

Continued from preceding page.

Parameter	Symbol	Conditions	Ratings			Unit
			min	typ	max	
Forward Transfer Gain	$ S_{21e} ^2 - 1$	$V_{CE}=5V, I_C=10mA, f=1.5GHz$	9	11		dB
	$ S_{21e} ^2 - 2$	$V_{CE}=1V, I_C=1mA, f=1.5GHz$		6		dB
Noise Figure	NF1	$V_{CE}=5V, I_C=5mA, f=1.5GHz$		1.4	3.0	dB
	NF2	$V_{CE}=2V, I_C=3mA, f=1GHz$		0.9		dB

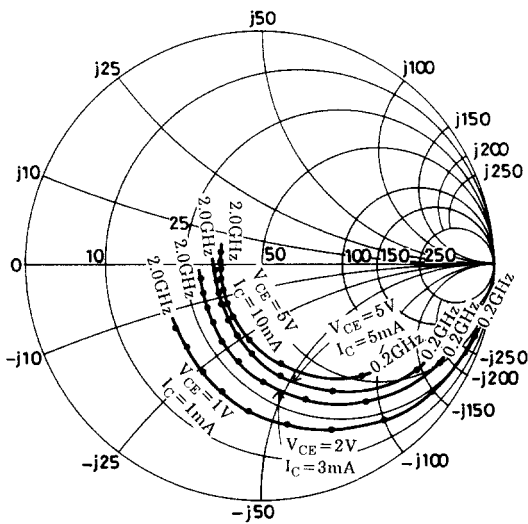


2SC5276

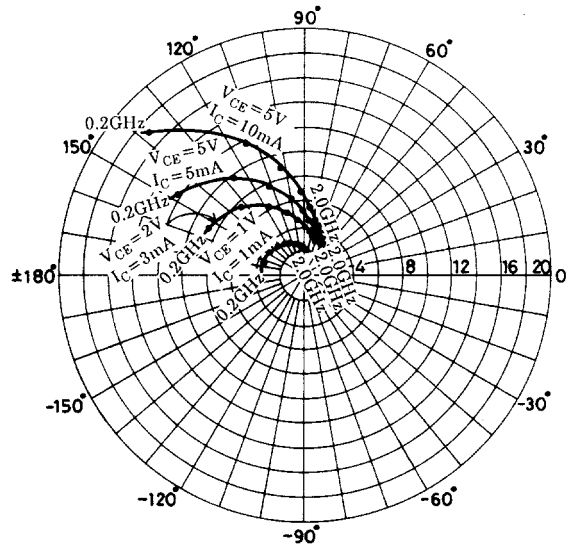


S Parameters

S11e : $f = 200$ to 2000MHz (200MHz step)

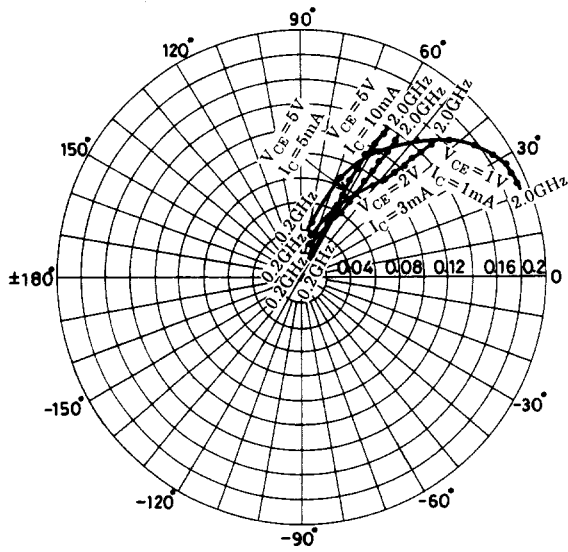


S21e : $f = 200$ to 2000MHz (200MHz step)

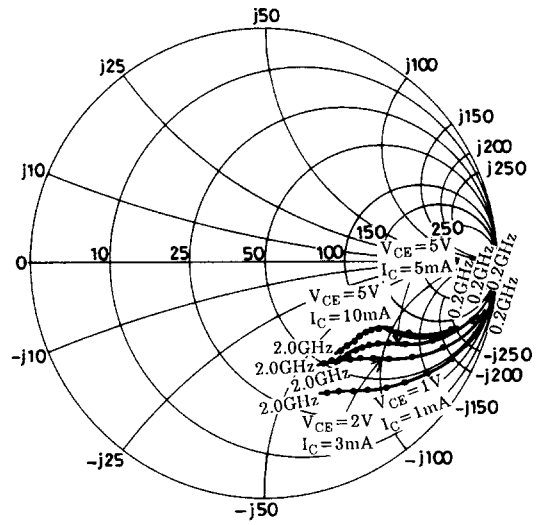


2SC5276

S12e : f= 200 to 2000MHz (200MHz step)



S22e : f= 200 to 2000MHz (200MHz step)



S parameters (Common emitter)

V_{CE}=5V, I_C=5mA, Z_O=50Ω

Freq (MHz)	S ₁₁	∠S ₁₁	S ₂₁	∠S ₂₁	S ₁₂	∠S ₁₂	S ₂₂	∠S ₂₂
200	0.789	-34.0	12.209	148.5	0.029	72.3	0.914	-16.3
400	0.610	-60.1	9.707	125.8	0.048	62.4	0.785	-25.6
600	0.474	-79.5	7.653	110.7	0.061	58.2	0.692	-25.6
800	0.372	-95.6	6.212	99.2	0.072	56.6	0.632	-33.6
1000	0.311	-108.2	5.172	90.8	0.082	56.1	0.594	-36.1
1200	0.264	-122.2	4.459	83.0	0.093	55.9	0.570	-38.6
1400	0.225	-135.5	3.905	76.3	0.103	55.5	0.553	-41.5
1600	0.204	-147.9	3.464	70.7	0.113	55.5	0.539	-44.5
1800	0.188	-161.6	3.121	64.9	0.124	54.7	0.528	-48.2
2000	0.184	-175.1	2.855	59.7	0.135	54.2	0.527	-51.6

V_{CE}=5V, I_C=10mA, Z_O=50Ω

Freq (MHz)	S ₁₁	∠S ₁₁	S ₂₁	∠S ₂₁	S ₁₂	∠S ₁₂	S ₂₂	∠S ₂₂
200	0.629	-47.8	17.118	137.6	0.025	69.4	0.839	-20.3
400	0.421	-77.9	11.829	114.0	0.040	63.6	0.681	-26.7
600	0.316	-98.0	8.649	101.1	0.052	62.7	0.605	-28.9
800	0.245	-117.5	6.785	91.2	0.064	62.8	0.562	-30.7
1000	0.209	-130.0	5.536	84.4	0.075	63.0	0.540	-32.9
1200	0.183	-147.2	4.719	77.6	0.088	62.9	0.528	-35.2
1400	0.168	-161.6	4.103	72.0	0.100	62.5	0.517	-37.9
1600	0.162	-174.0	3.626	66.7	0.112	61.9	0.510	-41.4
1800	0.164	173.1	3.255	61.7	0.124	60.5	0.503	-45.4
2000	0.170	160.6	2.962	56.8	0.135	59.3	0.502	-49.1

2SC5276

$V_{CE}=2V, I_C=3mA, Z_O=50\Omega$

Freq (MHz)	$ S_{11} $	$\angle S_{11}$	$ S_{21} $	$\angle S_{21}$	$ S_{12} $	$\angle S_{12}$	$ S_{22} $	$\angle S_{22}$
200	0.860	-28.3	8.645	154.3	0.036	73.8	0.943	-15.2
400	0.725	-52.2	7.452	133.4	0.063	62.5	0.839	-26.1
600	0.598	-71.6	6.200	117.7	0.081	55.4	0.744	-33.3
800	0.490	-88.6	5.210	105.1	0.094	51.1	0.667	-38.4
1000	0.417	-102.6	4.458	95.5	0.104	48.9	0.615	-42.3
1200	0.358	-116.9	3.901	86.7	0.114	47.5	0.579	-45.5
1400	0.311	-129.4	3.452	79.3	0.124	46.4	0.552	-48.6
1600	0.285	-141.5	3.072	72.8	0.132	46.3	0.531	-51.9
1800	0.262	-154.3	2.783	66.4	0.141	45.6	0.513	-55.7
2000	0.252	-167.3	2.551	60.9	0.150	44.5	0.505	-59.0

$V_{CE}=1V, I_C=1mA, Z_O=50\Omega$

Freq (MHz)	$ S_{11} $	$\angle S_{11}$	$ S_{21} $	$\angle S_{21}$	$ S_{12} $	$\angle S_{12}$	$ S_{22} $	$\angle S_{22}$
200	0.952	-18.3	3.431	163.0	0.045	78.1	0.983	-10.2
400	0.896	-36.0	3.331	145.5	0.086	67.4	0.945	-19.6
600	0.830	-51.8	3.020	132.9	0.119	57.6	0.892	-27.7
800	0.753	-67.1	2.756	119.8	0.145	49.5	0.837	-34.9
1000	0.681	-80.9	2.543	108.6	0.163	42.6	0.782	-41.5
1200	0.617	-92.9	2.373	97.8	0.177	37.0	0.743	-46.4
1400	0.557	-107.1	2.184	88.4	0.185	32.1	0.699	-51.5
1600	0.509	-118.6	2.011	79.8	0.191	28.1	0.666	-55.9
1800	0.461	-132.1	1.888	71.6	0.191	25.5	0.640	-60.6
2000	0.440	-144.0	1.737	64.5	0.191	23.0	0.618	-64.5

- Specifications of any and all SANYO products described or contained herein stipulate the performance, characteristics, and functions of the described products in the independent state, and are not guarantees of the performance, characteristics, and functions of the described products as mounted in the customer's products or equipment. To verify symptoms and states that cannot be evaluated in an independent device, the customer should always evaluate and test devices mounted in the customer's products or equipment.
- SANYO Electric Co., Ltd. strives to supply high-quality high-reliability products. However, any and all semiconductor products fail with some probability. It is possible that these probabilistic failures could give rise to accidents or events that could endanger human lives, that could give rise to smoke or fire, or that could cause damage to other property. When designing equipment, adopt safety measures so that these kinds of accidents or events cannot occur. Such measures include but are not limited to protective circuits and error prevention circuits for safe design, redundant design, and structural design.
- In the event that any or all SANYO products(including technical data, services) described or contained herein are controlled under any of applicable local export control laws and regulations, such products must not be exported without obtaining the export license from the authorities concerned in accordance with the above law.
- No part of this publication may be reproduced or transmitted in any form or by any means, electronic or mechanical, including photocopying and recording, or any information storage or retrieval system, or otherwise, without the prior written permission of SANYO Electric Co., Ltd.
- Any and all information described or contained herein are subject to change without notice due to product/technology improvement, etc. When designing equipment, refer to the "Delivery Specification" for the SANYO product that you intend to use.
- Information (including circuit diagrams and circuit parameters) herein is for example only ; it is not guaranteed for volume production. SANYO believes information herein is accurate and reliable, but no guarantees are made or implied regarding its use or any infringements of intellectual property rights or other rights of third parties.

This catalog provides information as of February, 1999. Specifications and information herein are subject to change without notice.