



2SC5783

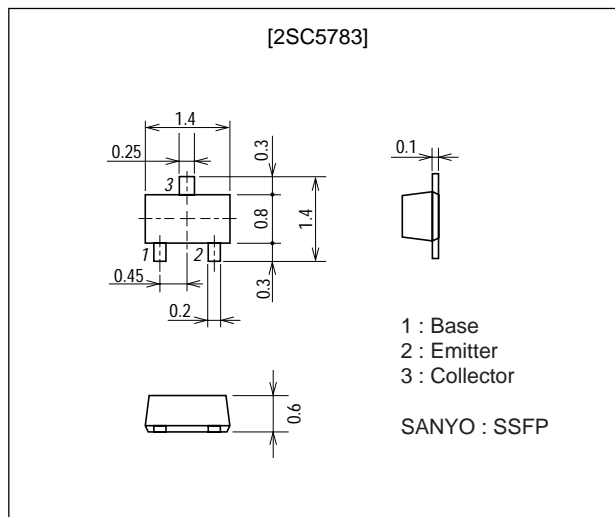
High-Frequency Low-Noise Amplifier and OSC Applications

Features

- Low noise : NF=1.5dB typ (f=2GHz).
- High cutoff frequency : $f_T=6.0\text{GHz}$ typ ($V_{CE}=1\text{V}$).
- Low operating voltage.
- Ultraminiature and thin leadless package.
(1.4mmX0.8mmX0.6mm)

Package Dimensions

unit : mm
2159



Specifications

Absolute Maximum Ratings at $T_a=25^\circ\text{C}$

Parameter	Symbol	Conditions	Ratings	Unit
Collector-to-Base Voltage	V_{CB0}		9	V
Collector-to-Emitter Voltage	V_{CE0}		4	V
Emitter-to-Base Voltage	V_{EB0}		2	V
Collector Current	I_C		80	mA
Collector Dissipation	P_C		100	mW
Junction Temperature	T_J		150	$^\circ\text{C}$
Storage Temperature	T_{stg}		-55 to +150	$^\circ\text{C}$

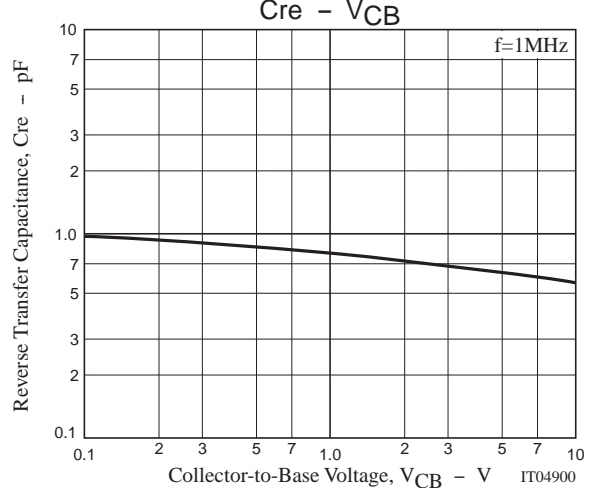
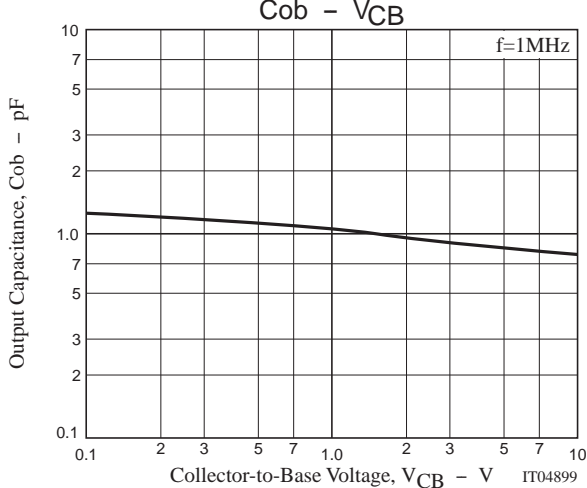
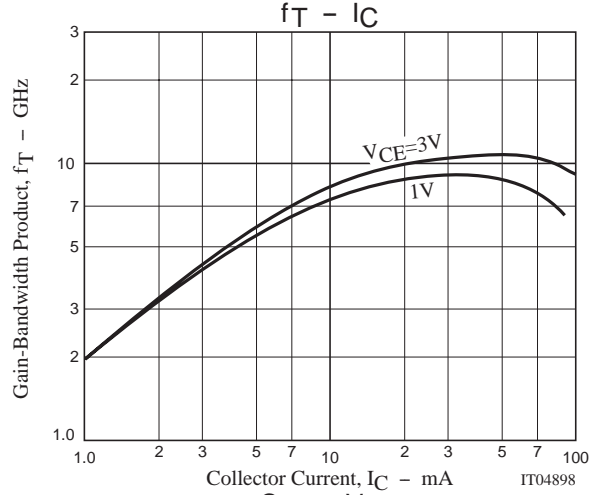
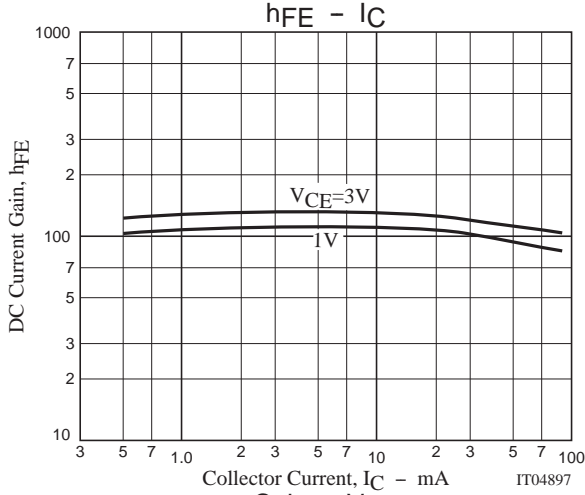
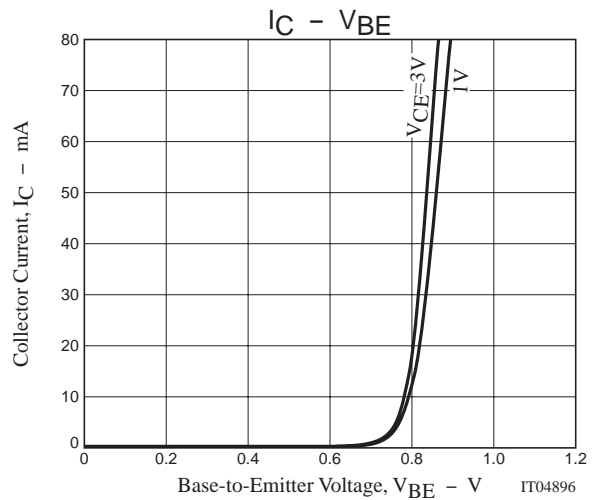
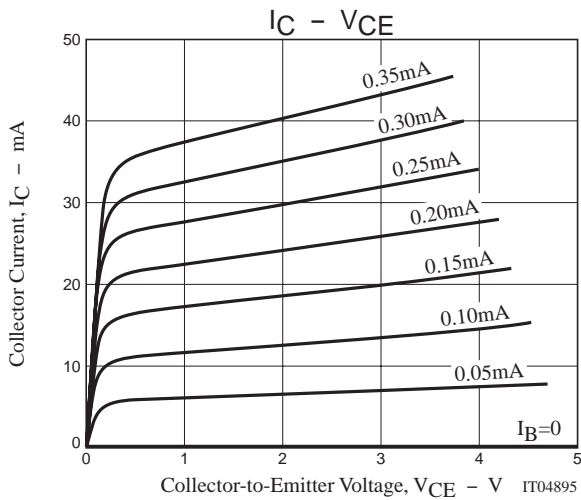
Marking : NL

Pay attention to handling since it is liable to be affected by static electricity due to the high-frequency process adopted.

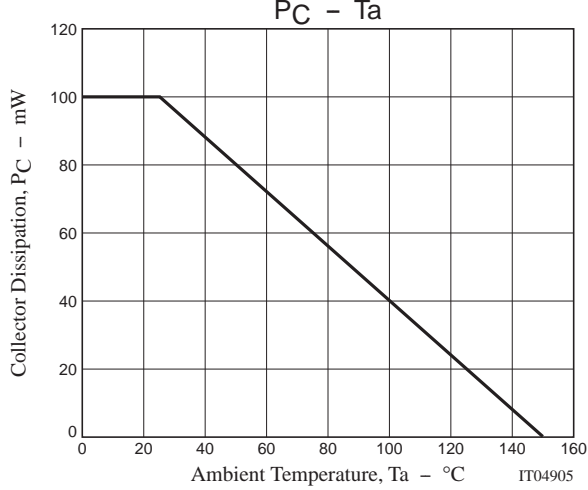
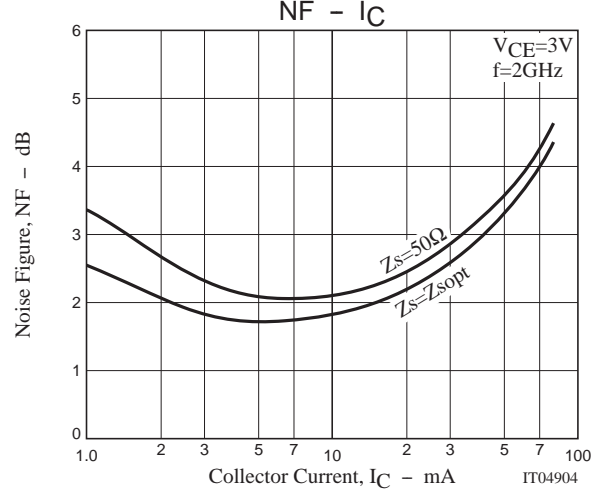
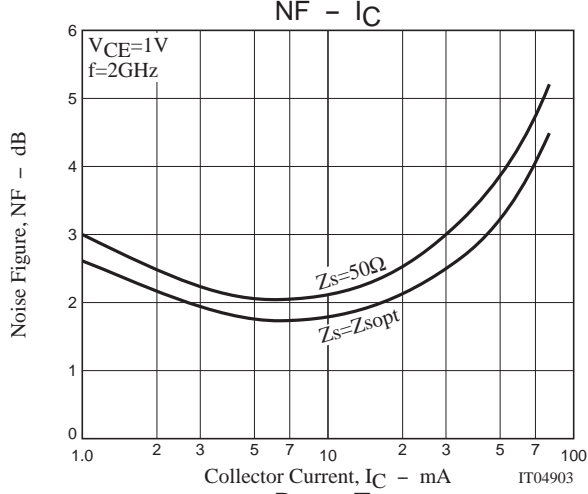
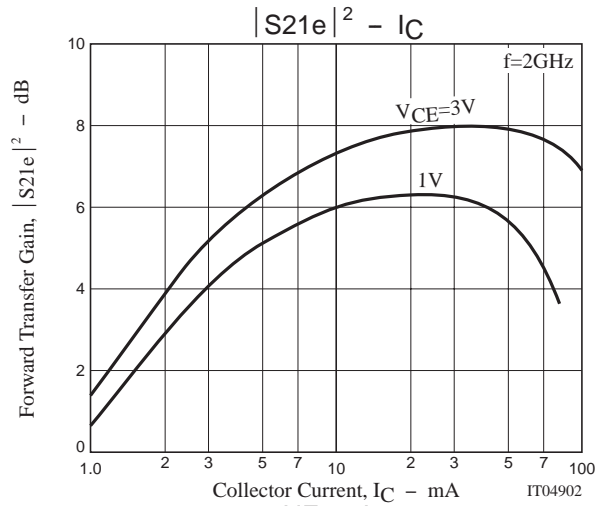
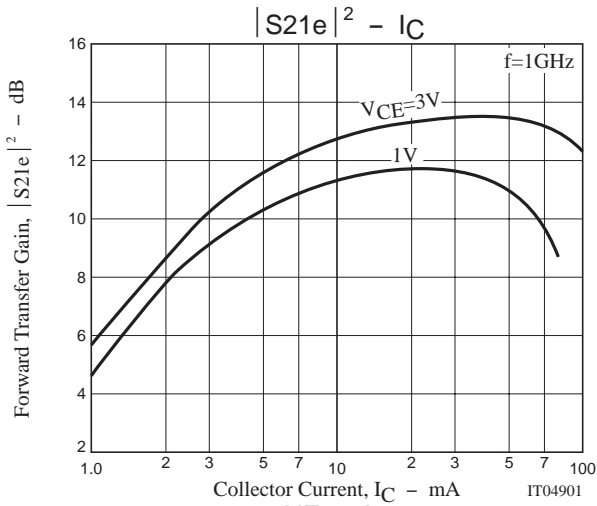
- Any and all SANYO products described or contained herein do not have specifications that can handle applications that require extremely high levels of reliability, such as life-support systems, aircraft's control systems, or other applications whose failure can be reasonably expected to result in serious physical and/or material damage. Consult with your SANYO representative nearest you before using any SANYO products described or contained herein in such applications.
- SANYO assumes no responsibility for equipment failures that result from using products at values that exceed, even momentarily, rated values (such as maximum ratings, operating condition ranges, or other parameters) listed in products specifications of any and all SANYO products described or contained herein.

Electrical Characteristics at Ta=25°C

Parameter	Symbol	Conditions	Ratings			Unit
			min	typ	max	
Collector Cutoff Current	I_{CBO}	$V_{CB}=5V, I_E=0$			1.0	nA
Emitter Cutoff Current	I_{EBO}	$V_{EB}=1V, I_C=0$			10	μA
DC Current Gain	h_{FE}	$V_{CE}=1V, I_C=5mA$	100		160	
Gain-Bandwidth Product	f_T1	$V_{CE}=1V, I_C=5mA$	4.5	6.0		GHz
	f_T2	$V_{CE}=3V, I_C=40mA$	8.5	10.5		GHz
Output Capacitance	C_{ob}	$V_{CB}=1V, f=1MHz$		1.05	1.3	pF
Reverse Transfer Capacitance	C_{re}	$V_{CB}=1V, f=1MHz$		0.8	1.0	pF
Forward Transfer Gain	S21e ₂₁	$V_{CE}=1V, I_C=5mA, f=2GHz$	4	5		dB
	S21e ₂₂	$V_{CE}=3V, I_C=40mA, f=2GHz$	6.5	8.0		dB
Noise Figure	NF	$V_{CE}=1V, I_C=7mA, f=2GHz$		1.5	2.3	dB



2SC5783



2SC5783

S Parameters (Common emitter)

$V_{CE}=1V, I_C=1mA, Z_O=50\Omega$

Freq(MHz)	S ₁₁	∠S ₁₁	S ₂₁	∠S ₂₁	S ₁₂	∠S ₁₂	S ₂₂	∠S ₂₂
100	0.961	-18.44	3.551	166.21	0.057	79.11	0.972	-10.74
200	0.942	-35.72	3.440	153.76	0.107	67.02	0.936	-20.83
400	0.889	-66.45	2.965	131.85	0.184	50.20	0.827	-36.88
600	0.839	-90.65	2.540	114.12	0.223	36.98	0.722	-48.74
800	0.792	-107.95	2.142	100.22	0.242	27.76	0.645	-57.04
1000	0.774	-122.39	1.885	88.54	0.254	21.32	0.598	-63.62
1200	0.748	-133.41	1.662	78.59	0.254	16.69	0.562	-69.60
1400	0.727	-142.48	1.475	69.74	0.252	12.93	0.540	-74.08
1600	0.709	-150.44	1.343	61.99	0.248	9.72	0.533	-78.08
1800	0.693	-156.97	1.238	55.27	0.239	7.76	0.531	-81.94
2000	0.677	-162.86	1.133	48.93	0.230	7.53	0.535	-86.11
2200	0.666	-168.34	1.053	42.99	0.221	7.56	0.536	-89.81
2400	0.652	-172.93	0.971	38.39	0.211	7.88	0.540	-92.61
2600	0.645	-177.57	0.921	34.26	0.201	10.47	0.552	-96.86
2800	0.639	177.75	0.859	29.85	0.196	13.19	0.564	-100.30
3000	0.633	173.35	0.825	26.51	0.195	17.38	0.568	-104.25

$V_{CE}=1V, I_C=5mA, Z_O=50\Omega$

Freq(MHz)	S ₁₁	∠S ₁₁	S ₂₁	∠S ₂₁	S ₁₂	∠S ₁₂	S ₂₂	∠S ₂₂
100	0.839	-39.35	12.976	155.04	0.050	69.28	0.887	-27.54
200	0.778	-71.22	10.966	135.94	0.084	54.15	0.743	-48.99
400	0.697	-111.83	7.481	112.30	0.116	40.79	0.527	-75.06
600	0.661	-134.70	5.434	98.41	0.129	36.91	0.416	-91.02
800	0.637	-147.71	4.219	89.20	0.139	35.34	0.357	-101.20
1000	0.635	-157.21	3.493	81.39	0.148	36.01	0.330	-108.91
1200	0.620	-164.64	2.947	74.89	0.157	37.00	0.312	-115.63
1400	0.610	-170.64	2.547	69.21	0.167	38.20	0.304	-119.70
1600	0.604	-175.71	2.268	64.00	0.178	38.18	0.302	-123.64
1800	0.594	179.74	2.045	59.12	0.190	39.10	0.300	-126.44
2000	0.584	175.41	1.863	54.70	0.200	39.76	0.306	-128.70
2200	0.577	171.23	1.722	50.51	0.212	40.34	0.304	-131.76
2400	0.558	167.94	1.582	46.70	0.222	40.24	0.299	-132.93
2600	0.557	164.31	1.492	43.38	0.234	40.53	0.309	-135.84
2800	0.547	160.87	1.412	39.40	0.249	41.15	0.314	-138.27
3000	0.545	157.55	1.344	36.21	0.262	40.99	0.317	-140.22

$V_{CE}=1V, I_C=10mA, Z_O=50\Omega$

Freq(MHz)	S ₁₁	∠S ₁₁	S ₂₁	∠S ₂₁	S ₁₂	∠S ₁₂	S ₂₂	∠S ₂₂
100	0.732	-57.81	19.989	145.93	0.045	62.36	0.798	-40.96
200	0.677	-96.22	14.897	124.77	0.068	49.90	0.609	-68.14
400	0.634	-134.17	8.943	104.01	0.088	43.28	0.419	-98.59
600	0.623	-151.63	6.242	92.66	0.102	43.32	0.347	-115.13
800	0.610	-161.45	4.766	85.29	0.114	45.64	0.314	-125.90
1000	0.611	-168.45	3.901	78.73	0.129	46.98	0.302	-133.08
1200	0.604	-174.30	3.274	73.30	0.144	48.15	0.298	-139.19
1400	0.594	-179.14	2.812	68.51	0.160	49.52	0.293	-142.92
1600	0.591	176.83	2.504	63.71	0.177	48.49	0.294	-145.81
1800	0.584	172.90	2.256	59.50	0.192	49.17	0.295	-147.89
2000	0.573	168.95	2.045	55.42	0.208	49.10	0.300	-149.85
2200	0.567	165.21	1.891	51.83	0.224	48.60	0.300	-153.03
2400	0.548	162.27	1.740	48.20	0.238	47.37	0.294	-154.50
2600	0.549	158.91	1.640	45.19	0.253	46.88	0.302	-155.97
2800	0.539	155.48	1.549	41.47	0.271	46.51	0.303	-158.63
3000	0.535	152.52	1.473	38.37	0.286	45.11	0.306	-160.23

2SC5783

V_{CE}=1V, I_C=40mA, Z_O=50Ω

Freq(MHz)	S ₁₁	∠S ₁₁	S ₂₁	∠S ₂₁	S ₁₂	∠S ₁₂	S ₂₂	∠S ₂₂
100	0.550	-110.07	28.838	128.15	0.032	55.49	0.572	-73.97
200	0.600	-141.89	17.546	109.10	0.043	52.01	0.430	-108.37
400	0.621	-162.96	9.441	94.43	0.062	56.48	0.356	-137.26
600	0.625	-172.03	6.375	86.16	0.082	59.51	0.342	-150.10
800	0.620	-177.07	4.814	80.54	0.102	61.62	0.338	-156.96
1000	0.624	178.53	3.908	75.09	0.123	61.48	0.339	-160.60
1200	0.619	174.80	3.278	70.69	0.144	61.61	0.346	-164.92
1400	0.612	171.60	2.816	66.36	0.164	60.83	0.344	-166.84
1600	0.610	168.25	2.493	62.36	0.185	58.82	0.349	-168.63
1800	0.601	165.09	2.246	58.39	0.204	58.11	0.349	-170.03
2000	0.596	161.83	2.035	54.83	0.224	56.91	0.350	-171.38
2200	0.589	158.21	1.892	51.61	0.241	55.10	0.356	-173.76
2400	0.568	155.21	1.743	48.15	0.258	53.10	0.348	-175.79
2600	0.569	152.59	1.641	45.38	0.275	51.76	0.353	-176.37
2800	0.556	149.33	1.551	42.16	0.294	50.44	0.355	-178.85
3000	0.556	146.45	1.474	38.92	0.310	48.31	0.358	179.90

V_{CE}=3V, I_C=1mA, Z_O=50Ω

Freq(MHz)	S ₁₁	∠S ₁₁	S ₂₁	∠S ₂₁	S ₁₂	∠S ₁₂	S ₂₂	∠S ₂₂
100	0.968	-16.25	3.467	167.99	0.046	79.59	0.978	-8.53
200	0.952	-31.51	3.338	156.89	0.088	70.45	0.950	-16.75
400	0.909	-59.25	2.969	136.76	0.154	54.37	0.864	-30.24
600	0.866	-82.41	2.602	120.04	0.193	41.63	0.775	-40.43
800	0.819	-100.10	2.263	106.08	0.215	32.88	0.700	-48.22
1000	0.797	-114.58	2.012	94.55	0.228	25.41	0.654	-54.16
1200	0.767	-126.37	1.789	84.38	0.229	19.98	0.615	-59.52
1400	0.746	-136.09	1.586	75.26	0.227	16.63	0.595	-63.43
1600	0.725	-144.51	1.444	67.41	0.224	13.68	0.585	-67.58
1800	0.703	-151.80	1.338	60.46	0.215	11.93	0.580	-71.08
2000	0.684	-158.04	1.227	54.07	0.209	10.81	0.575	-75.06
2200	0.671	-163.62	1.146	47.86	0.203	10.96	0.578	-78.54
2400	0.656	-168.86	1.050	42.88	0.193	11.40	0.582	-81.13
2600	0.647	-174.07	0.995	38.57	0.185	14.19	0.588	-85.40
2800	0.638	-178.35	0.935	34.06	0.177	17.10	0.595	-89.05
3000	0.633	176.81	0.894	30.65	0.175	21.74	0.601	-92.44

V_{CE}=3V, I_C=5mA, Z_O=50Ω

Freq(MHz)	S ₁₁	∠S ₁₁	S ₂₁	∠S ₂₁	S ₁₂	∠S ₁₂	S ₂₂	∠S ₂₂
100	0.862	-32.61	13.072	158.31	0.041	73.53	0.905	-21.78
200	0.803	-60.74	11.549	140.57	0.071	58.88	0.786	-39.22
400	0.702	-100.07	8.267	117.15	0.103	45.62	0.576	-61.25
600	0.650	-123.89	6.184	102.60	0.117	39.51	0.450	-74.74
800	0.617	-138.92	4.825	93.15	0.129	38.71	0.379	-82.81
1000	0.607	-149.63	4.019	85.02	0.137	38.69	0.343	-89.08
1200	0.594	-157.72	3.410	78.39	0.144	39.39	0.315	-95.82
1400	0.583	-164.26	2.937	72.56	0.155	41.03	0.299	-99.01
1600	0.574	-169.88	2.625	67.26	0.165	40.62	0.293	-102.97
1800	0.563	-174.92	2.367	62.35	0.174	41.67	0.289	-105.97
2000	0.552	-179.58	2.148	57.75	0.185	42.53	0.292	-108.35
2200	0.546	175.82	1.982	53.36	0.198	42.98	0.290	-112.14
2400	0.526	172.20	1.816	49.53	0.207	42.72	0.285	-113.08
2600	0.526	168.46	1.715	46.29	0.219	43.62	0.291	-115.84
2800	0.514	164.81	1.608	42.06	0.231	43.93	0.294	-118.55
3000	0.515	161.52	1.534	38.79	0.246	43.91	0.299	-120.92

2SC5783

$V_{CE}=3V, I_C=10mA, Z_O=50\Omega$

Freq(MHz)	S ₁₁	∠S ₁₁	S ₂₁	∠S ₂₁	S ₁₂	∠S ₁₂	S ₂₂	∠S ₂₂
100	0.761	-47.01	20.627	150.41	0.036	68.48	0.829	-32.34
200	0.687	-82.01	16.287	130.08	0.059	54.53	0.657	-54.66
400	0.611	-121.91	10.267	108.16	0.079	46.73	0.441	-79.84
600	0.585	-141.74	7.283	96.23	0.093	47.01	0.344	-94.69
800	0.567	-153.35	5.590	88.47	0.106	48.46	0.293	-104.59
1000	0.565	-161.61	4.579	81.71	0.120	48.90	0.272	-111.05
1200	0.557	-167.99	3.864	76.05	0.134	49.41	0.258	-118.37
1400	0.548	-173.35	3.326	71.22	0.149	50.76	0.250	-122.24
1600	0.545	-177.95	2.943	66.48	0.165	50.81	0.251	-125.67
1800	0.535	177.86	2.648	62.23	0.177	51.41	0.249	-128.21
2000	0.528	173.67	2.394	58.08	0.192	51.00	0.254	-130.55
2200	0.522	169.69	2.214	54.23	0.210	49.88	0.254	-133.96
2400	0.504	166.19	2.033	50.58	0.222	49.33	0.244	-135.41
2600	0.506	162.62	1.915	47.66	0.236	49.73	0.254	-137.14
2800	0.495	159.30	1.794	43.92	0.251	48.84	0.254	-140.11
3000	0.496	156.25	1.702	40.71	0.267	47.56	0.259	-142.18

$V_{CE}=3V, I_C=40mA, Z_O=50\Omega$

Freq(MHz)	S ₁₁	∠S ₁₁	S ₂₁	∠S ₂₁	S ₁₂	∠S ₁₂	S ₂₂	∠S ₂₂
100	0.536	-86.58	33.608	134.31	0.027	60.03	0.638	-55.40
200	0.532	-124.08	21.627	114.23	0.039	55.43	0.440	-84.47
400	0.536	-152.57	11.922	98.01	0.057	59.03	0.306	-112.87
600	0.541	-164.04	8.113	89.34	0.074	61.27	0.267	-127.98
800	0.536	-170.50	6.141	83.48	0.094	62.22	0.251	-137.60
1000	0.540	-175.55	4.991	78.00	0.113	62.49	0.248	-142.17
1200	0.538	-179.81	4.187	73.64	0.133	62.70	0.252	-147.98
1400	0.532	176.13	3.596	69.39	0.150	62.75	0.249	-150.34
1600	0.531	173.04	3.193	65.32	0.169	60.70	0.254	-153.08
1800	0.526	169.51	2.855	61.47	0.185	59.39	0.255	-154.97
2000	0.521	166.15	2.576	58.01	0.205	58.78	0.261	-156.34
2200	0.518	162.29	2.387	54.58	0.222	56.96	0.266	-158.85
2400	0.499	159.22	2.191	51.24	0.239	55.31	0.256	-160.99
2600	0.500	156.16	2.052	48.71	0.256	54.29	0.264	-161.91
2800	0.489	153.08	1.934	45.01	0.273	52.78	0.265	-164.59
3000	0.490	150.46	1.828	42.12	0.289	50.99	0.269	-166.52

- Specifications of any and all SANYO products described or contained herein stipulate the performance, characteristics, and functions of the described products in the independent state, and are not guarantees of the performance, characteristics, and functions of the described products as mounted in the customer's products or equipment. To verify symptoms and states that cannot be evaluated in an independent device, the customer should always evaluate and test devices mounted in the customer's products or equipment.
- SANYO Electric Co., Ltd. strives to supply high-quality high-reliability products. However, any and all semiconductor products fail with some probability. It is possible that these probabilistic failures could give rise to accidents or events that could endanger human lives, that could give rise to smoke or fire, or that could cause damage to other property. When designing equipment, adopt safety measures so that these kinds of accidents or events cannot occur. Such measures include but are not limited to protective circuits and error prevention circuits for safe design, redundant design, and structural design.
- In the event that any or all SANYO products(including technical data, services) described or contained herein are controlled under any of applicable local export control laws and regulations, such products must not be exported without obtaining the export license from the authorities concerned in accordance with the above law.
- No part of this publication may be reproduced or transmitted in any form or by any means, electronic or mechanical, including photocopying and recording, or any information storage or retrieval system, or otherwise, without the prior written permission of SANYO Electric Co., Ltd.
- Any and all information described or contained herein are subject to change without notice due to product/technology improvement, etc. When designing equipment, refer to the "Delivery Specification" for the SANYO product that you intend to use.
- Information (including circuit diagrams and circuit parameters) herein is for example only ; it is not guaranteed for volume production. SANYO believes information herein is accurate and reliable, but no guarantees are made or implied regarding its use or any infringements of intellectual property rights or other rights of third parties.

This catalog provides information as of December, 2002. Specifications and information herein are subject to change without notice.