

2SC5849

Silicon NPN Epitaxial
VHF/UHF wide band amplifier

HITACHI

ADE-208-1469 (Z)

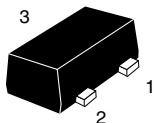
Rev. 0
Nov. 2001

Features

- Super compact package: MFPAK (1.4 x 0.8 x 0.59 mm)

Outline

MFPAK



1. Emitter
2. Base
3. Collector

Note: Marking is "WY-".

Absolute Maximum Ratings

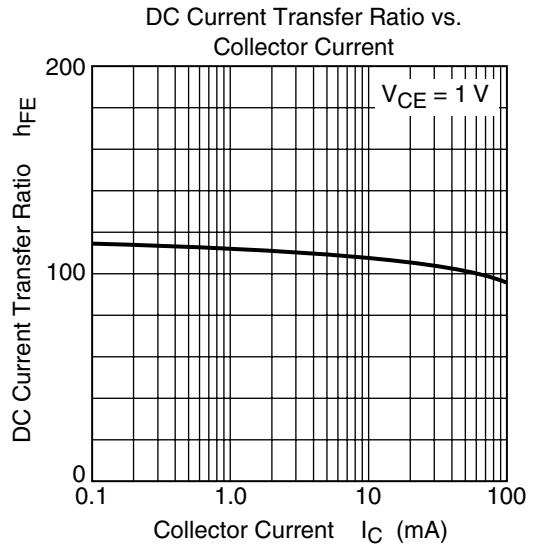
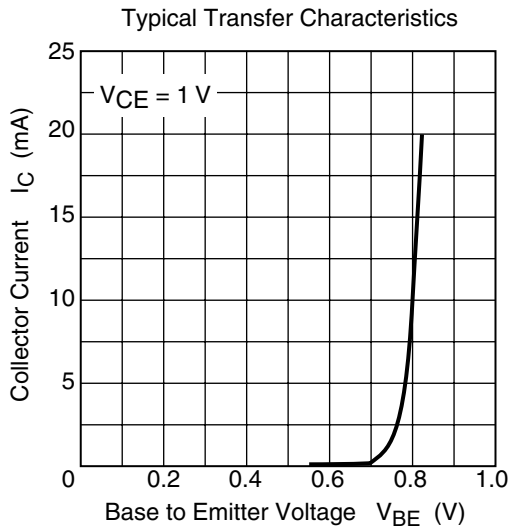
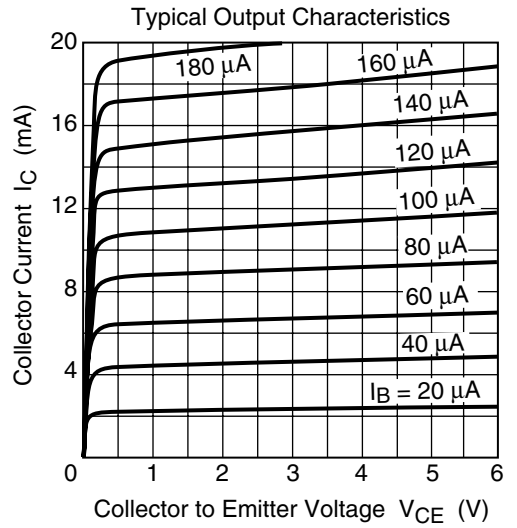
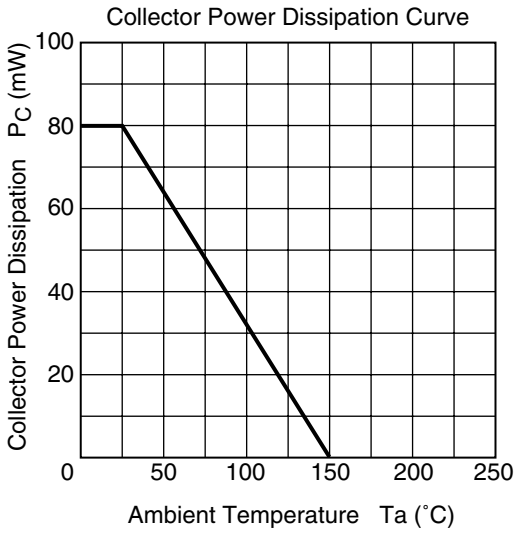
(Ta = 25°C)

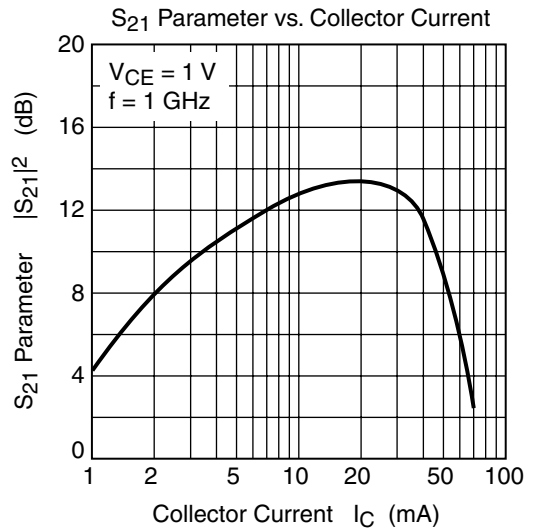
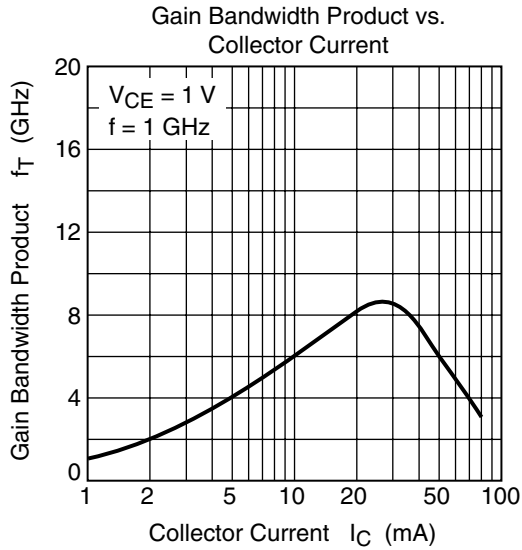
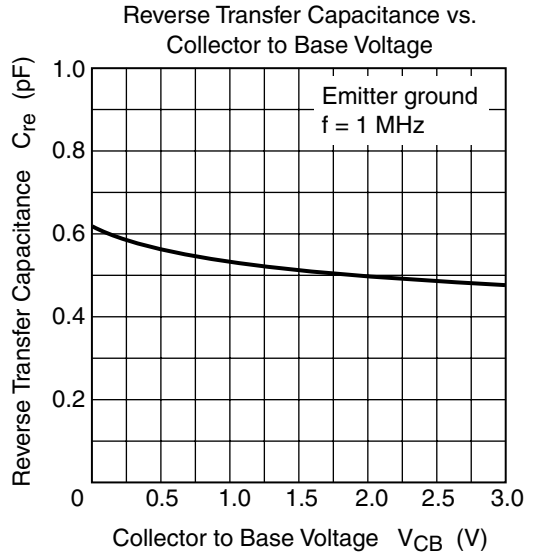
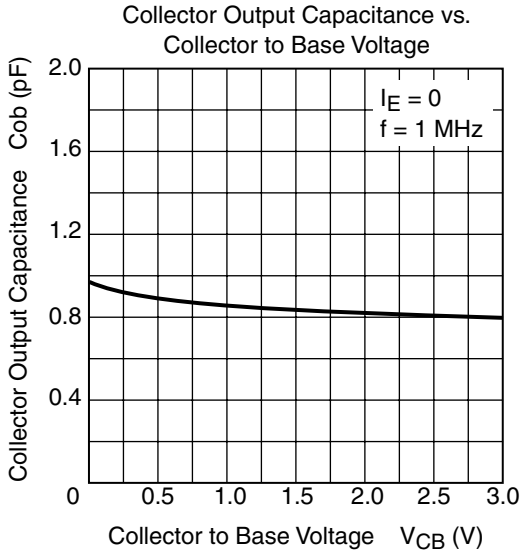
Item	Symbol	Ratings	Unit
Collector to base voltage	V_{CBO}	15	V
Collector to emitter voltage	V_{CEO}	6.0	V
Emitter to base voltage	V_{EBO}	1.5	V
Collector current	I_C	80	mA
Collector power dissipation	P_C	80	mW
Junction temperature	Tj	150	°C
Storage temperature	Tstg	-55 to 150	°C

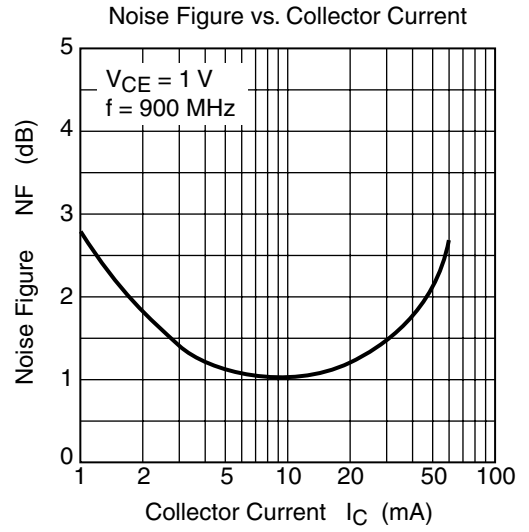
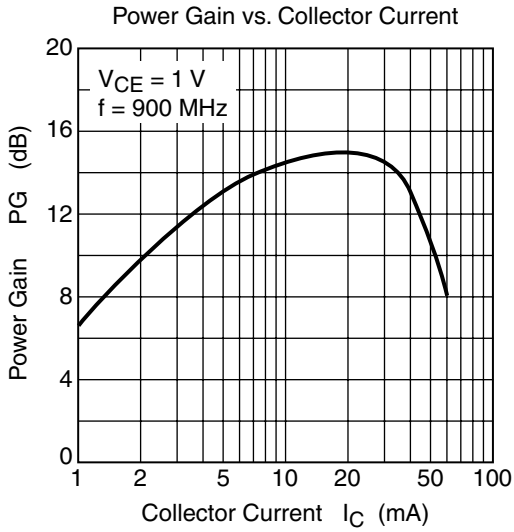
Electrical Characteristics

(Ta = 25°C)

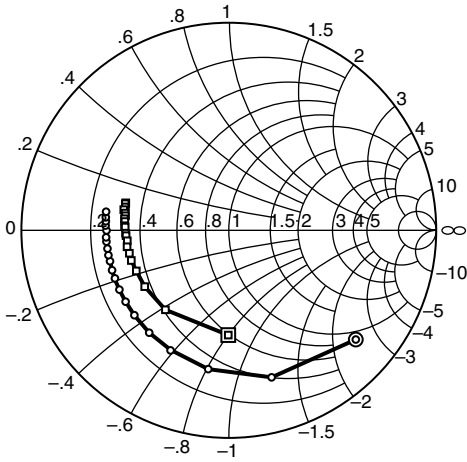
Item	Symbol	Min	Typ	Max	Unit	Test conditions
Collector to base breakdown voltage	$V_{(BR)CBO}$	15	—	—	V	$I_C = 10 \mu A, I_E = 0$
Collector cutoff current	I_{CBO}	—	—	0.1	μA	$V_{CB} = 15 V, I_E = 0$
Collector cutoff current	I_{CEO}	—	—	0.1	μA	$V_{CE} = 6.0 V, R_{BE} = \text{Infinite}$
Emitter cutoff current	I_{EBO}	—	—	0.1	μA	$V_{EB} = 1.5 V, I_C = 0$
DC current transfer ratio	h_{FE}	90	110	140	—	$V_{CE} = 1 V, I_C = 5 mA$
Reverse transfer capacitance	C_{re}	—	0.5	—	pF	$V_{CE} = 1 V, \text{Emitter ground}, f = 1 MHz$
Collector output capacitance	C_{ob}	—	0.85	1.15	pF	$V_{CB} = 1 V, I_E = 0, f = 1 MHz$
Gain bandwidth product	$f_t(1)$	1.0	4.0	—	GHz	$V_{CE} = 1 V, I_C = 5 mA$
Gain bandwidth product	$f_t(2)$	—	9.0	—	GHz	$V_{CE} = 1 V, I_C = 30 mA$
Power gain	PG	10	13	—	dB	$V_{CE} = 1 V, I_C = 5 mA, f = 900 MHz$
Noise figure	NF	—	1.1	1.8	dB	$V_{CE} = 1 V, I_C = 5 mA, f = 900 MHz$





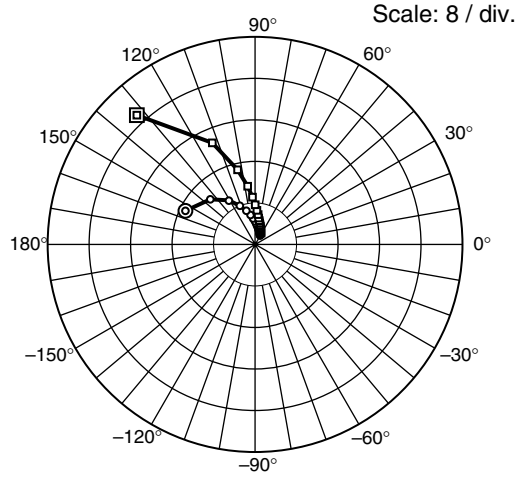


S₁₁ Parameter vs. Frequency



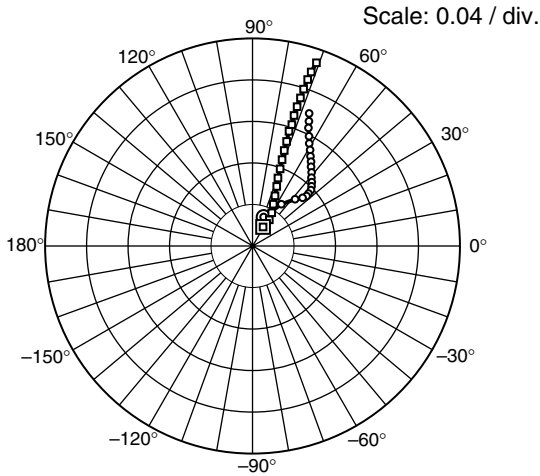
Test conditions: $V_{CE} = 1\text{ V}$, $Z_O = 50\ \Omega$
 100 to 2000 MHz (100 MHz step)
 ○—○ ($I_C = 5\text{ mA}$)
 □—□ ($I_C = 20\text{ mA}$)

S₂₁ Parameter vs. Frequency



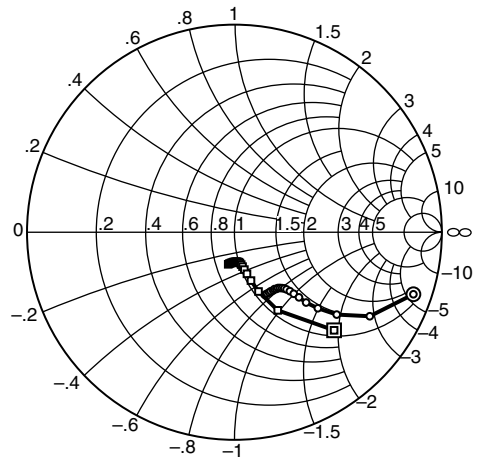
Test conditions: $V_{CE} = 1\text{ V}$, $Z_O = 50\ \Omega$
 100 to 2000 MHz (100 MHz step)
 ○—○ ($I_C = 5\text{ mA}$)
 □—□ ($I_C = 20\text{ mA}$)

S₁₂ Parameter vs. Frequency



Test conditions: $V_{CE} = 1\text{ V}$, $Z_O = 50\ \Omega$
 100 to 2000 MHz (100 MHz step)
 ○—○ ($I_C = 5\text{ mA}$)
 □—□ ($I_C = 20\text{ mA}$)

S₂₂ Parameter vs. Frequency



Test conditions: $V_{CE} = 1\text{ V}$, $Z_O = 50\ \Omega$
 100 to 2000 MHz (100 MHz step)
 ○—○ ($I_C = 5\text{ mA}$)
 □—□ ($I_C = 20\text{ mA}$)

S Parameter $(V_{CE} = 1 \text{ V}, I_C = 5 \text{ mA}, Z_o = 50 \Omega)$

f (MHz)	S11		S21		S12		S22	
	MAG	ANG	MAG	ANG	MAG	ANG	MAG	ANG
100	0.807	-40.6	14.95	154.2	0.030	69.3	0.913	-19.1
200	0.737	-73.7	12.30	135.0	0.049	55.5	0.768	-31.8
300	0.675	-98.4	9.86	121.2	0.061	47.8	0.633	-38.8
400	0.642	-115.9	8.03	111.9	0.067	44.0	0.544	-42.3
500	0.624	-127.9	6.72	105.0	0.071	42.8	0.484	-44.4
600	0.611	-138.1	5.75	99.4	0.074	43.2	0.442	-45.2
700	0.604	-145.4	5.02	95.0	0.078	43.8	0.412	-46.0
800	0.599	-151.6	4.45	90.9	0.081	45.4	0.390	-46.7
900	0.595	-157.2	3.98	87.6	0.084	47.2	0.373	-47.6
1000	0.594	-161.2	3.62	84.5	0.087	49.3	0.362	-48.4
1100	0.591	-165.5	3.33	81.8	0.091	51.3	0.354	-49.5
1200	0.592	-168.4	3.06	79.0	0.095	53.6	0.347	-50.7
1300	0.591	-171.5	2.86	76.4	0.099	55.3	0.341	-52.0
1400	0.592	-174.8	2.66	74.1	0.103	57.2	0.340	-53.5
1500	0.592	-176.8	2.51	72.0	0.108	59.1	0.335	-54.8
1600	0.589	-180.0	2.35	69.7	0.113	61.1	0.337	-56.3
1700	0.594	177.7	2.23	67.8	0.119	62.8	0.334	-58.3
1800	0.594	175.7	2.13	65.7	0.126	64.7	0.335	-60.0
1900	0.596	173.9	2.03	63.7	0.132	65.7	0.335	-62.0
2000	0.598	171.3	1.94	61.9	0.139	66.9	0.335	-64.0

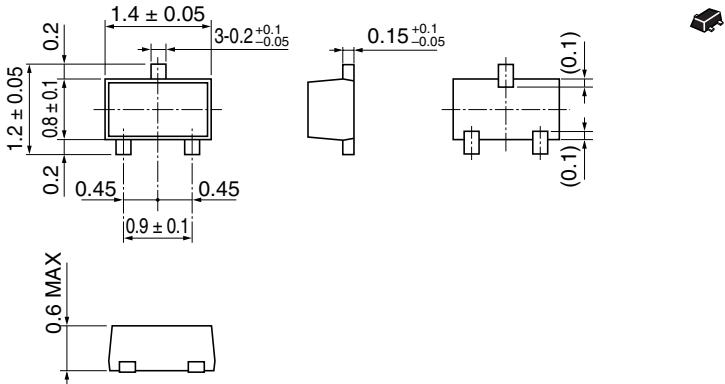
2SC5849

($V_{CE} = 1 \text{ V}$, $I_C = 20 \text{ mA}$, $Z_o = 50 \Omega$)

f (MHz)	S11		S21		S12		S22	
	MAG	ANG	MAG	ANG	MAG	ANG	MAG	ANG
100	0.504	-90.3	33.79	132.5	0.021	61.4	0.674	-44.5
200	0.490	-128.6	21.25	112.9	0.030	57.6	0.431	-61.0
300	0.488	-146.2	14.78	103.3	0.037	60.2	0.309	-67.9
400	0.487	-156.3	11.31	97.4	0.045	63.7	0.247	-71.1
500	0.492	-162.8	9.13	93.3	0.053	66.0	0.210	-73.2
600	0.492	-167.0	7.65	90.0	0.062	68.0	0.187	-75.1
700	0.497	-170.8	6.58	87.2	0.070	69.6	0.171	-76.7
800	0.492	-174.1	5.78	84.4	0.079	70.4	0.160	-78.2
900	0.496	-177.0	5.13	82.6	0.088	71.2	0.152	-79.9
1000	0.498	-178.4	4.65	80.2	0.097	71.7	0.147	-81.4
1100	0.500	178.2	4.24	78.3	0.106	72.0	0.145	-83.2
1200	0.503	177.5	3.90	76.1	0.116	72.4	0.143	-85.1
1300	0.503	175.2	3.63	74.3	0.123	72.1	0.143	-87.2
1400	0.506	173.7	3.38	72.6	0.132	72.4	0.144	-88.8
1500	0.503	172.0	3.17	70.9	0.141	72.3	0.144	-91.2
1600	0.507	170.6	2.99	69.4	0.150	72.1	0.146	-92.8
1700	0.516	168.9	2.82	67.7	0.159	72.0	0.148	-95.0
1800	0.511	167.3	2.68	66.0	0.169	71.7	0.151	-97.0
1900	0.515	165.6	2.56	64.6	0.177	71.4	0.154	-99.0
2000	0.514	165.1	2.45	63.0	0.187	70.8	0.158	-100.8

Package Dimensions

As of July, 2001
Unit: mm



Hitachi Code	MFPAK
JEDEC	—
JEITA	—
Mass (reference value)	0.0016 g

Disclaimer

1. Hitachi neither warrants nor grants licenses of any rights of Hitachi's or any third party's patent, copyright, trademark, or other intellectual property rights for information contained in this document. Hitachi bears no responsibility for problems that may arise with third party's rights, including intellectual property rights, in connection with use of the information contained in this document.
2. Products and product specifications may be subject to change without notice. Confirm that you have received the latest product standards or specifications before final design, purchase or use.
3. Hitachi makes every attempt to ensure that its products are of high quality and reliability. However, contact Hitachi's sales office before using the product in an application that demands especially high quality and reliability or where its failure or malfunction may directly threaten human life or cause risk of bodily injury, such as aerospace, aeronautics, nuclear power, combustion control, transportation, traffic, safety equipment or medical equipment for life support.
4. Design your application so that the product is used within the ranges guaranteed by Hitachi particularly for maximum rating, operating supply voltage range, heat radiation characteristics, installation conditions and other characteristics. Hitachi bears no responsibility for failure or damage when used beyond the guaranteed ranges. Even within the guaranteed ranges, consider normally foreseeable failure rates or failure modes in semiconductor devices and employ systemic measures such as fail-safes, so that the equipment incorporating Hitachi product does not cause bodily injury, fire or other consequential damage due to operation of the Hitachi product.
5. This product is not designed to be radiation resistant.
6. No one is permitted to reproduce or duplicate, in any form, the whole or part of this document without written approval from Hitachi.
7. Contact Hitachi's sales office for any questions regarding this document or Hitachi semiconductor products.

Sales Offices**HITACHI****Hitachi, Ltd.**

Semiconductor & Integrated Circuits
 Nippon Bldg., 2-6-2, Ohte-machi, Chiyoda-ku, Tokyo 100-0004, Japan
 Tel: (03) 3270-2111 Fax: (03) 3270-5109

URL <http://www.hitachisemiconductor.com/>

For further information write to:

Hitachi Semiconductor (America) Inc. 179 East Tasman Drive San Jose, CA 95134 Tel: <1> (408) 433-1990 Fax: <1>(408) 433-0223	Hitachi Europe Ltd. Electronic Components Group Whitebrook Park Lower Cookham Road Maidenhead Berkshire SL6 8YA, United Kingdom Tel: <44> (1628) 585000 Fax: <44> (1628) 585200
--	--

Hitachi Europe GmbH Electronic Components Group Dornacher Straße 3 D-85622 Feldkirchen Postfach 201, D-85619 Feldkirchen Germany Tel: <49> (89) 9 9180-0 Fax: <49> (89) 9 29 30 00

Hitachi Asia Ltd. Hitachi Tower 16 Collyer Quay #20-00 Singapore 049318 Tel : <65>-538-6533/538-8577 Fax : <65>-538-6933/538-3877 URL : http://semiconductor.hitachi.com.sg

Hitachi Asia Ltd. (Taipei Branch Office) 4/F, No. 167, Tun Hwa North Road Hung-Kuo Building Taipei (105), Taiwan Tel : <886>-(2)-2718-3666 Fax : <886>-(2)-2718-8180 Telex : 23222 HAS-TP URL : http://www.hitachi.com.tw

Hitachi Asia (Hong Kong) Ltd. Group III (Electronic Components) 7/F., North Tower World Finance Centre, Harbour City, Canton Road Tsim Sha Tsui, Kowloon Hong Kong Tel : <852>-(2)-735-9218 Fax : <852>-(2)-730-0281 URL : http://semiconductor.hitachi.com.hk
--

Copyright © Hitachi, Ltd., 2001. All rights reserved. Printed in Japan.
 Colophon 5.0