

**2SC5996A**FOR LOW FREQUENCY AMPLIFY APPLICATION  
SILICON NPN EPITAXIAL TYPE

## DESCRIPTION

ISAHAYA 2SC5996A is a super mini package resin sealed silicon NPN epitaxial transistor for muting and switching application

## FEATURE

High Emitter to Base voltage  $V_{EBO}=40V$

High Reverse  $h_{FE}$

Low ON RESISTANCE.  $R_{ON}=1$

Small package for mounting

## APPLICATION

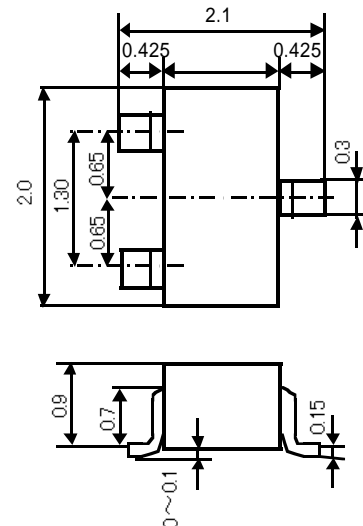
For muting, switching application

MAXIMUM RATINGS ( $T_a=25$  )

Symbol	Parameter	Ratings	Unit
$V_{CBO}$	Collector to Base voltage	50	V
$V_{CEO}$	Collector to Emitter voltage	20	V
$V_{EBO}$	Emitter to Base voltage	40	V
$I_C$	Collector current	200	mA
$P_C$	Collector dissipation	150	mW
$T_j$	Junction temperature	+125	
$T_{stg}$	Storage temprature	-55 ~ +125	

## OUTLINE DRAWING

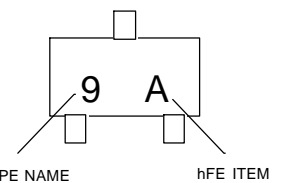
Unit : mm



JEITA SC-70

TERMINAL CONNECTOR  
BASE  
EMITTER  
COLLECTOR

## MARKING

ELECTRICAL CHARACTERISTICS ( $T_a=25$  )

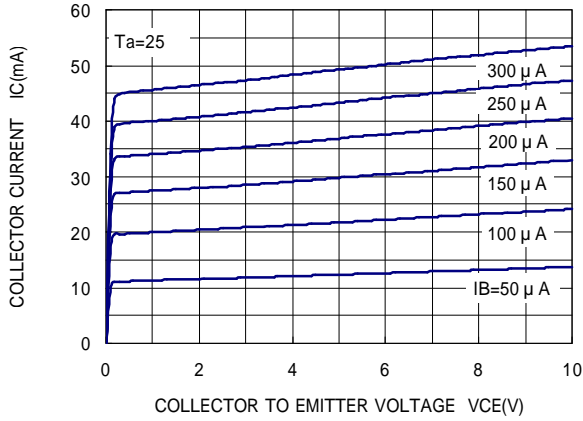
Symbol	Parameter	Test conditions	Limits			Unit
			Min	Typ	Max	
$I_{CBO}$	Collector cut off current	$V_{CB}=50V, I_E=0mA$			0.1	$\mu A$
$I_{EBO}$	Emitter cut off current	$V_{EB}=40V, I_C=0mA$			0.1	$\mu A$
$h_{FE}$	DC forward current gain	$V_{CE}=2V, I_C=4mA$	200		1200	
$V_{CE(sat)}$	C to E saturation voltage	$I_C=30mA, I_B=3mA$		30		mV
$f_T$	Gain bandwidth product	$V_{CE}=6V, I_C=4mA$		30		MHz
$C_{ob}$	Collector output capacitance	$V_{CB}=10V, I_E=0mA, f=1MHz$		5.0		pF

Item	A	B
$h_{FE}$	200 to 700	350 to 1200
Marking	9A	9B

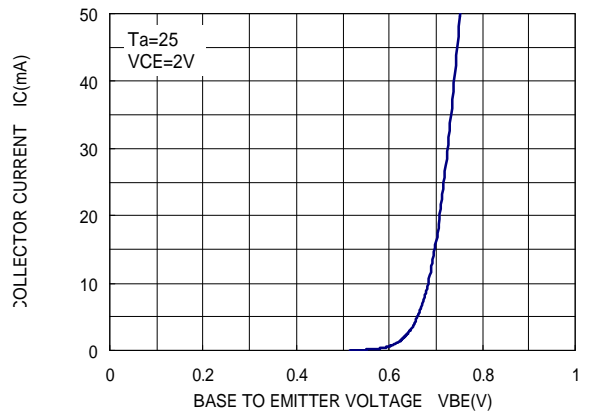
# 2SC5996A

FOR LOW FREQUENCY AMPLIFY APPLICATION  
SILICON NPN EPITAXIAL TYPE

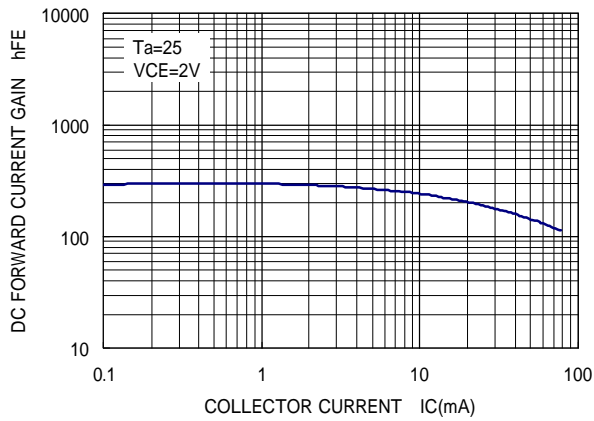
COMMON EMITTER OUTPUT



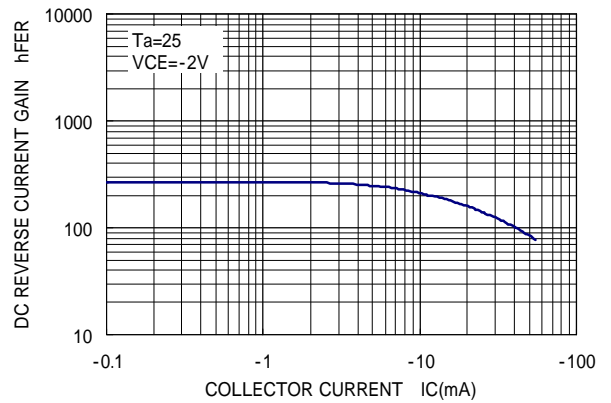
COMMON EMITTER TRANSFER



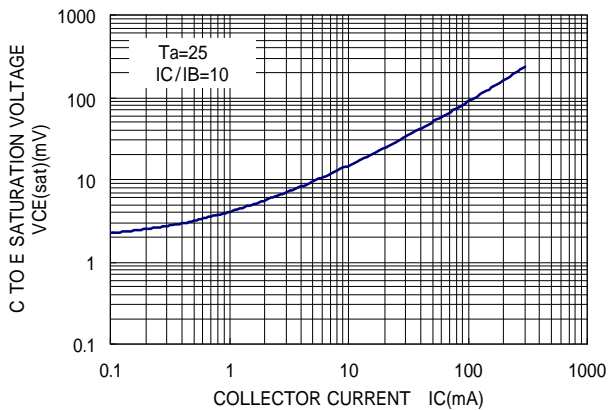
DC FORWARD CURRENT GAIN  
VS. COLLECTOR CURRENT



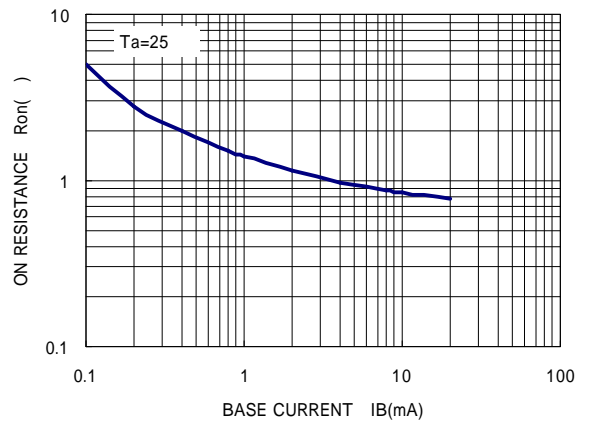
DC REVERSE CURRENT GAIN  
VS. COLLECTOR CURRENT



COLLECTOR TO EMITTER SATURATION VOLTAGE  
VS. COLLECTOR CURRENT



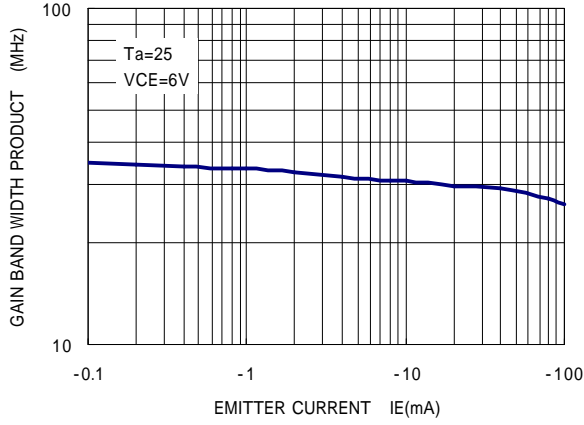
ON RESISTANCE VS. BASE CURRENT



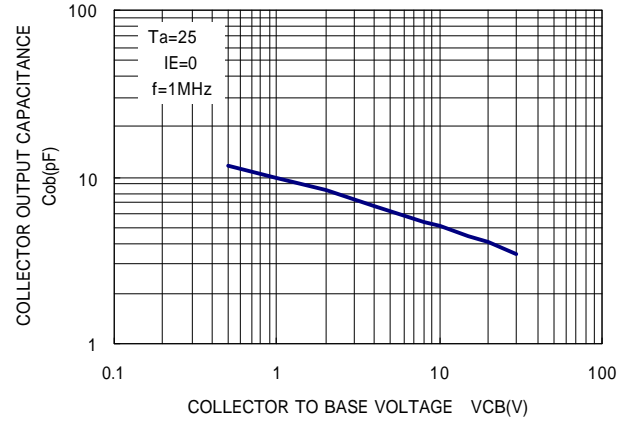
# 2SC5996A

FOR LOW FREQUENCY AMPLIFY APPLICATION  
SILICON NPN EPITAXIAL TYPE

GAIN BAND WIDTH PRODUCT VS.  
EMITTER CURRENT



COLLECTOR OUTPUT CAPACITANCE  
VS. COLLECTOR TO BASE VOLTAGE





*Marketing division, Marketing planning department*

6-41 Tsukuba, Isahaya, Nagasaki, 854-0065 Japan

**Keep safety first in your circuit designs!**

•ISAHAYA Electronics Corporation puts the maximum effort into making semiconductor products better and more reliable, but there is always the possibility that trouble may occur with them. Trouble with semiconductors may lead to personal injury, fire or property damage. Remember to give due consideration to safety when making your circuit designs, with appropriate measures such as (1) placement of substitutive, auxiliary, (2) use of non-flammable material or (3) prevention against any malfunction or mishap.

**Notes regarding these materials**

- These materials are intended as a reference to our customers in the selection of the ISAHAYA products best suited to the customer's application; they don't convey any license under any intellectual property rights, or any other rights, belonging ISAHAYA or third party.
- ISAHAYA Electronics Corporation assumes no responsibility for any damage, or infringement of any third party's rights, originating in the use of any product data, diagrams, charts or circuit application examples contained in these materials.
- All information contained in these materials, including product data, diagrams and charts, represent information on products at the time of publication of these materials, and are subject to change by ISAHAYA Electronics Corporation without notice due to product improvements or other reasons. It is therefore recommended that customers contact ISAHAYA Electronics Corporation or an authorized ISAHAYA products distributor for the latest product information before purchasing product listed herein.
- ISAHAYA Electronics Corporation products are not designed or manufactured for use in a device or system that is used under circumstances in which human life is potentially at stake. Please contact ISAHAYA electronics corporation or an authorized ISAHAYA products distributor when considering the use of a product contained herein for any specific purposes, such as apparatus or systems for transportation, vehicular, medical, aerospace, nuclear, or undersea repeater use.
- The prior written approval of ISAHAYA Electronics Corporation is necessary to reprint or reproduce in whole or in part these materials.
- If these products or technologies are subject to the Japanese export control restrictions, they must be exported under a license from the Japanese government and cannot be imported into a country other than the approved destination. Any diversion or re-export contrary to the export control laws and regulations of Japan and/or the country of destination is prohibited.
- Please contact ISAHAYA Electronics Corporation or authorized ISAHAYA products distributor for further details on these materials or the products contained therein.