

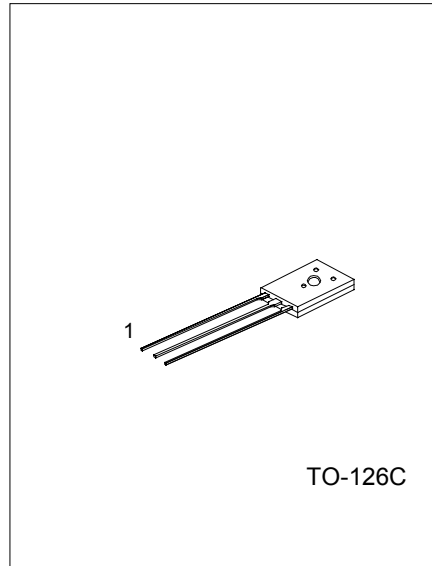
UTC 2SD1691 NPN EPITAXIAL SILICON TRANSISTOR

LOW COLLECTOR SATURATION
VOLTAGE LARGE CURRENT

FEATURES

*High Power Dissipation: $P_c=1.5W(T_a=25^\circ C)$

*Complementary to 2SB1151



TO-126C

1:EMITTER 2:COLLECTOR 3:BASE

ABSOLUTE MAXIMUM RATINGS ($T_a=25^\circ C$)

PARAMETER	SYMBOL	RATING	UNIT
Collector-Base Voltage	V_{CB0}	60	V
Collector-Emitter Voltage	V_{CE0}	60	V
Emitter-Base Voltage	V_{EB0}	7	V
Collector Current	DC	I_c	5
	Pulse (Note 1)	I_{cp}	8
Base Current	I_b	1	A
Collector Power Dissipation	$T_a=25^\circ C$	P_c	1.5
	$T_c=25^\circ C$		20
Junction Temperature	T_j	150	$^\circ C$
Storage Temperature Range	T_{stg}	-55 ~ +150	$^\circ C$

Note 1 : $PW \leq 10ms$, Duty Cycle $\leq 50\%$

ELECTRICAL CHARACTERISTICS ($T_a=25^\circ C$, unless otherwise specified)

CHARACTERISTIC	SYMBOL	TEST CONDITIONS	MIN	TYP.	MAX.	UNIT
Collector Cut-off Current	I_{CBO}	$V_{CB}=50V, I_E=0$			10	μA
Emitter Cut-off Current	I_{EBO}	$V_{EB}=7V, I_C=0$			10	μA
DC Current Gain	h_{FE1}	$V_{CE}=1V, I_C=0.1A$	60			
	h_{FE2}^*	$V_{CE}=1V, I_C=2A$	160		400	
	h_{FE3}	$V_{CE}=2V, I_C=5A$	50		-	
Collector-Emitter Saturation Voltage	$V_{CE(sat)}^*$	$I_C=2A, I_B=0.2A$		0.1	0.3	V
Base-Emitter Saturation Voltage	$V_{BE(sat)}^*$	$I_C=2A, I_B=0.2A$		0.9	1.2	V

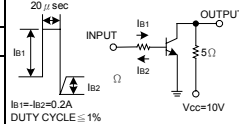
UTC UNISONIC TECHNOLOGIES CO. LTD

1

QW-R217-003,A

UTC 2SD1691 NPN EPITAXIAL SILICON TRANSISTOR

CHARACTERISTIC	SYMBOL	TEST CONDITIONS	MIN	TYP.	MAX.	UNIT
Switching Time	Turn On Time	T_{on}		0.2	1	μs
	Storage Time	T_{stg}		1.1	2.5	
	Fall Time	T_f		0.2	1	

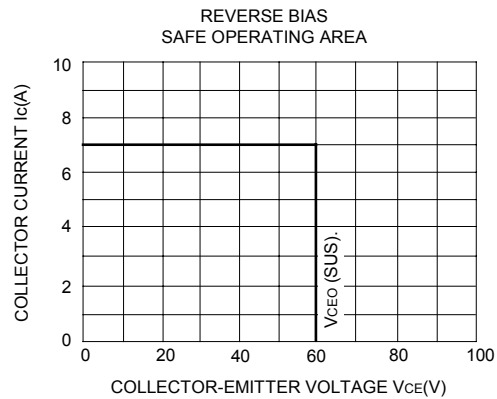
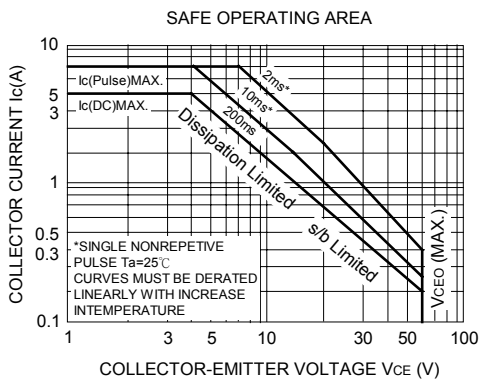
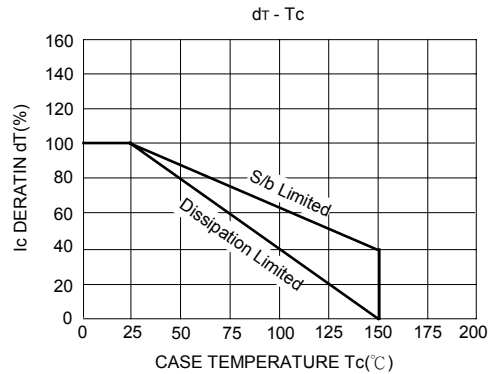
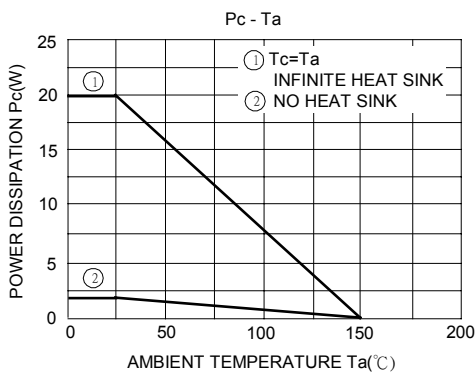


* : Pulse test: $PW \cong 50 \mu s$, Duty Cycle $\cong 2\%$ Pulse

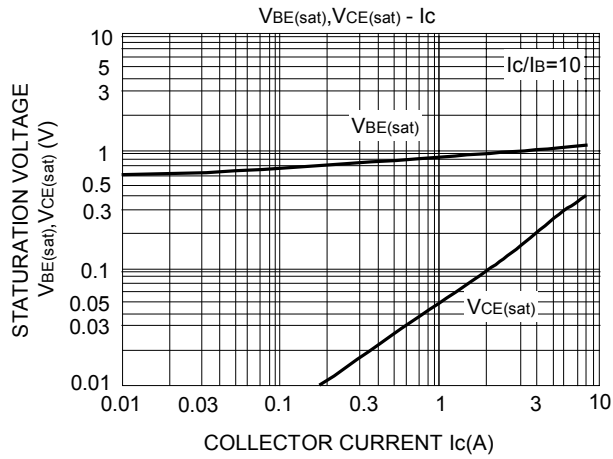
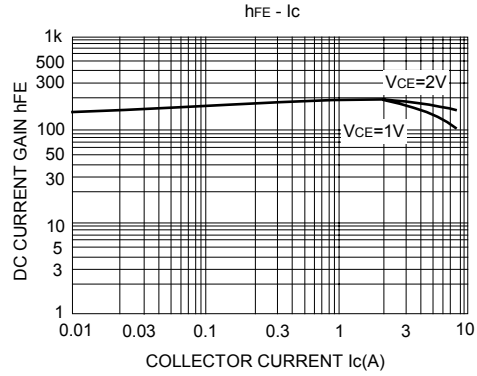
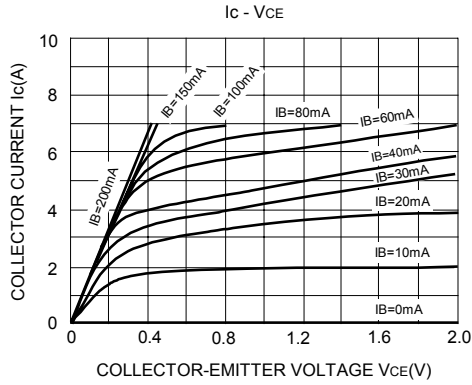
CLASSIFICATION OF h_{FE2}

RANK	O	Y
RANGE	160-320	200-400

ELECTRICAL CHARACTERISTICS CURVES



UTC 2SD1691 NPN EPITAXIAL SILICON TRANSISTOR



UTC assumes no responsibility for equipment failures that result from using products at values that exceed, even momentarily, rated values (such as maximum ratings, operating condition ranges, or other parameters) listed in products specifications of any and all UTC products described or contained herein. UTC products are not designed for use in life support appliances, devices or systems where malfunction of these products can be reasonably expected to result in personal injury. Reproduction in whole or in part is prohibited without the prior written consent of the copyright owner. The information presented in this document does not form part of any quotation or contract, is believed to be accurate and reliable and may be changed without notice.