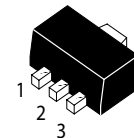


Epitaxial Planar NPN Transistors

(Pb) Lead(Pb)-Free

SOT-89


1. BASE
2. COLLECTOR
3. EMITTER

ABSOLUTE MAXIMUM RATINGS (Ta=25°C)

Rating	Symbol	Limits	Unit
Collector-Base Voltage	V _{CB0}	100	Vdc
Collector-Emitter Voltage	V _{CEO}	80	Vdc
Emitter-Base Voltage	V _{EBO}	5	Vdc
Collector Current	I _C	1	A(DC)
	I _{CP}	2	A (Pulse)*
Collector Power Dissipation	P _C	0.5	W
Junction Temperature, Storage Temperature	T _j , T _{stg}	150, -55 to +150	°C

* Single pulse Pw = 20ms

ELECTRICAL CHARACTERISTICS (Ta=25°C unless otherwise noted)

Parameter	Symbol	Min	Typ	Max	Unit
Collector-Base Breakdown Voltage(I _C =50uA, I _E =0)	BV _{CB0}	100	-	-	V
Collector-Emitter Breakdown Voltage(I _C =1mA, I _B =0)	BV _{CEO}	80	-	-	V
Emitter-Base Breakdown Voltage(I _E =50uA, I _C =0)	BV _{EBO}	5	-	-	V
Collector Cutoff Current(V _{CB} =80V, I _E =0)	I _{CBO}	-	-	1	uA
Emitter Cutoff Current(V _{EB} =4V, I _C =0)	I _{EBO}	-	-	1	uA

ELECTRICAL CHARACTERISTICS (Ta=25°C unless otherwise noted) (Continued)

Parameter	Symbol	Min	Typ	Max	Unit
DC Current Gain (V _{CE} =3V, I _c =500mA)	h _{FE}	82	-	390	-
Collector-Emitter Saturation Voltage (I _c =500mA, I _B =20mA)	V _{CE(sat)}	-	-	0.4	V
Transition Frequency (V _{CE} =10V, I _c =50mA, f=100MHz)	f _T	-	100	-	MHz
Output Capacitance (V _{CB} =10V, I _E =0A, f=1MHz)	C _{ob}	-	20	-	pF

CLASSIFICATION OF h_{FE}

Marking	DF		
Rank	P	Q	R
Range	82-180	120-270	180-390

ELECTRICAL CHARACTERISTIC CURVES

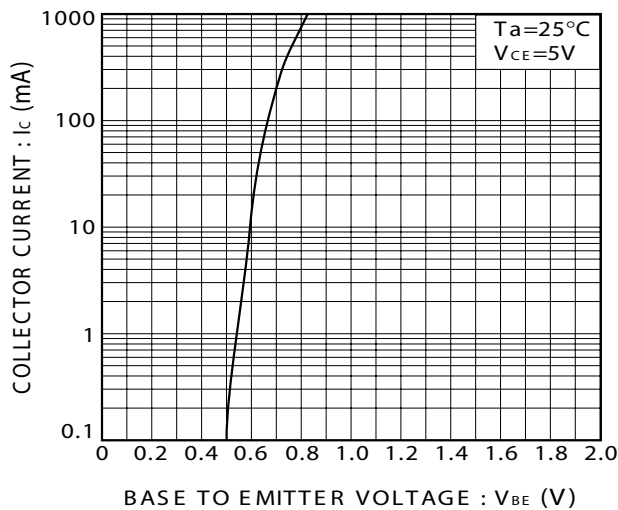


FIG.1 Grounded Emitter Propagation Characteristics

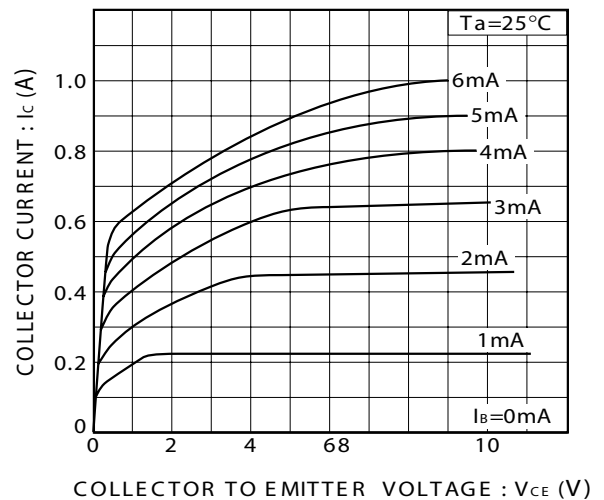


FIG.2 Grounded Emitter Output Characteristics

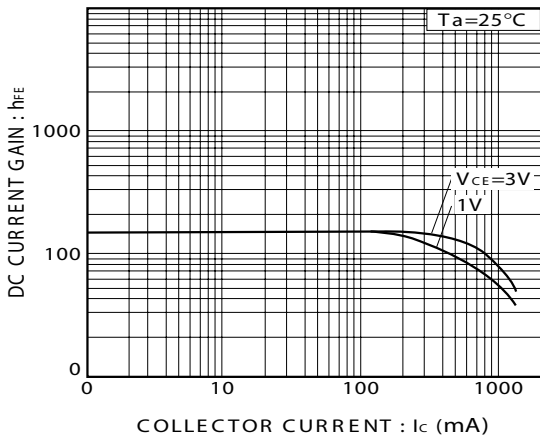


FIG.3 DC Current Gain vs. Collector Current

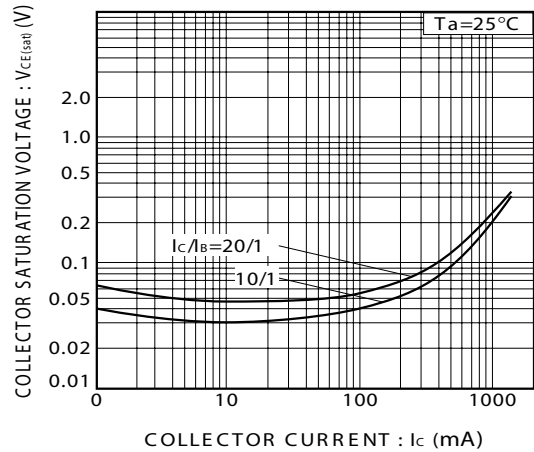


FIG.4 Collector-Emittor Saturation Voltage vs. Collector Current

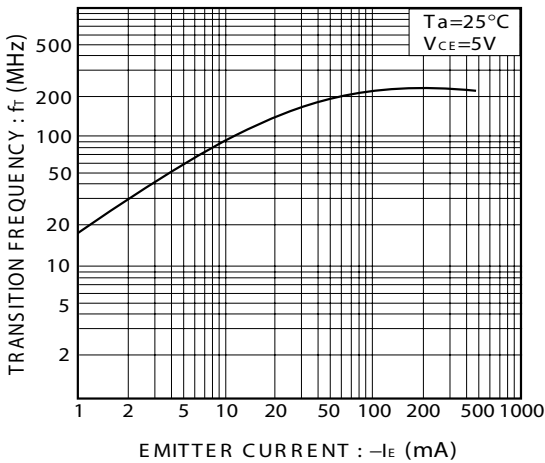
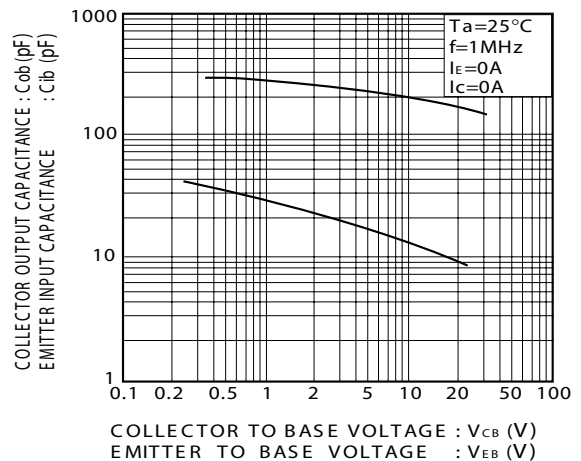


FIG.5 Gain Bandwidth Product vs. Emitter Current



**FIG.6 Collector Output Capacitance vs. Collector-Base Voltage
Emitter Input Capacitance vs. Emitter-Base Voltage**

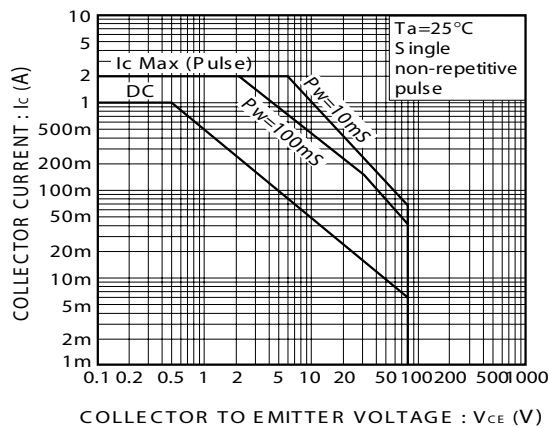
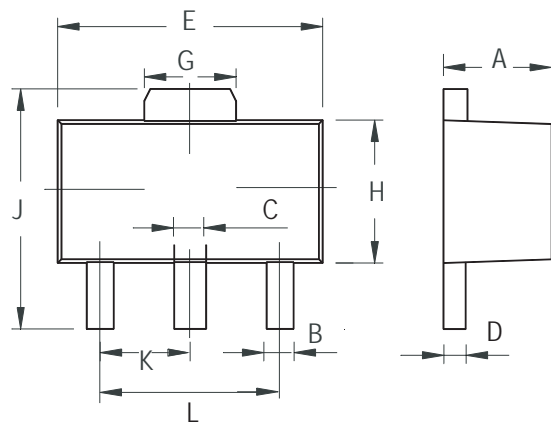


FIG.7 Safe Operating Area

SOT-89 Outline Dimensions

unit:mm



SOT-89		
Dim	Min	Max
A	1.400	1.600
B	0.320	0.520
C	0.360	0.560
D	0.350	0.440
E	4.400	4.600
G	1.400	1.800
H	2.300	2.600
J	3.940	4.250
K	1.500TYP	
L	2.900	3.100