


RF 19 Series Short Travel Tactile Switches



Features/Benefits

- Long life—1,000,000 cycles
- Illumination available
- Highly reliable contact design
- Fully illuminated with corner LED indicator

Typical Applications

- Medical equipment
- Instrumentation equipment
- Machine process control

How To Order

To order, select switch/housing part number. Other illumination options available, consult Customer Service Center.

Specifications

CONTACT RATING: 0.01 - 100 mA @ 0.02 - 42 V AC/DC (Au).
0.1 - 250 mA @ 3 - 50 V AC/DC (Ag).
RATED POWER: 2 W AC/DC (Au), 12.5 W AC/DC (Ag)
resistive load respectively.
CONTACT RESISTANCE: ≤ 100 milliohms when new.
BOUNCE: ≤ 5 ms.
CONTACT SYSTEM: Snap-action contact.
CONTACT ARRANGEMENT: SPST NO.
FIXING: By soldering.
SOLDERING TEMPERATURE: 250°C.
SOLDERING TIME: 2.5 sec. max.
SWITCHING TRAVEL: 0.5 + 0.2 mm.
OPERATING LIFE: 1,000,000 cycles min.

OPERATING FORCE: 2 - 3 N max.
AMBIENT OPERATING TEMPERATURE: - 25°C to + 70°C;
- 13°F to + 158°F.
AMBIENT STORAGE TEMPERATURE: - 40°C to + 80°C;
- 40°F to + 176°F.
PACKAGING: Tube packaging, 25 switches.

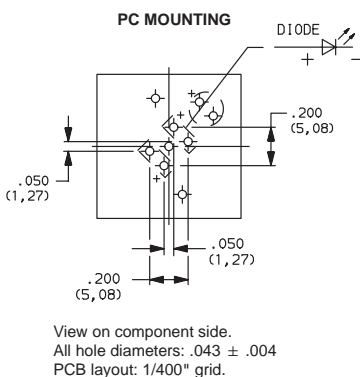
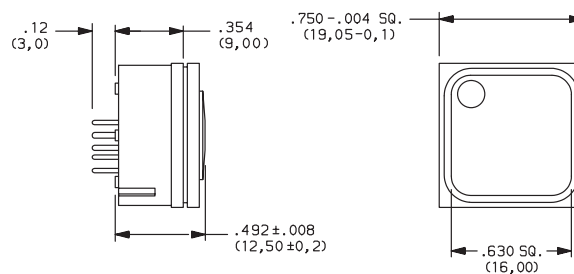
Materials

SWITCH HOUSING: PBTB.
TRANSPARENT ACTUATOR: PC.
COLORED ACTUATOR: Plexiglass HW55.
CONTACT MATERIAL: Au or Ag.
TERMINALS: Contact spring: Tin-plated. Stationary contact:
Au version tin-plated, Ag version silver-plated.
FLAMMABILITY OF PLASTIC MATERIALS: UL 94 HB.

RF 19 Illuminated Short Travel Tactile Switches



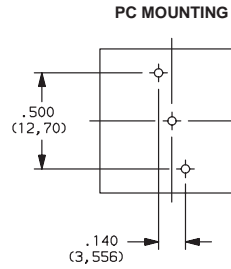
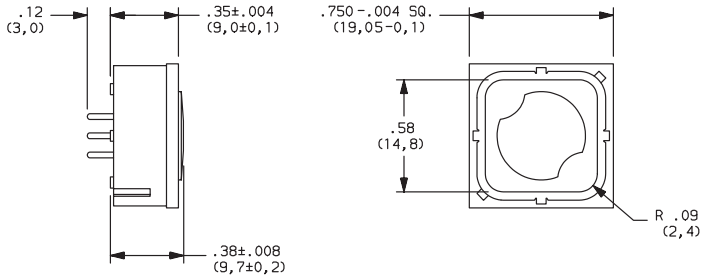
3.14002.5130000
SPST N.O.



SWITCH & HOUSING				ILLUMINATION		SCHEMATIC
PART NUMBER	FUNCTION	CONTACT MATERIAL	KEY PAD COLOR	STANDARD LED	SPOT LED COLOR	
3.14002.5130000	SPST N.O.	Au	Red	Fully illuminated (2 LEDs) & spot illuminated (1 LED)	Green	
3.14002.5320000			Green		Red	
3.14002.5530000			Yellow		Green	
3.14002.5830000			Blue		Green	
3.14002.5230000		Ag	Red		Green	
3.14002.5420000			Green		Red	
3.14002.5630000			Yellow		Green	
3.14002.5880000			Blue		Green	

Tactile

RF 19 Non-Illuminated Short Travel Tactile Switches



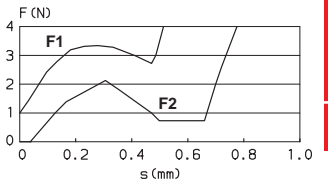
View on component side.
All hole diameters: $.043 \pm .004$
PCB layout: 1/400" grid.



3.14001.0010000
SPST N.O.

SWITCH & HOUSING				SCHEMATIC
PART NUMBER	FUNCTION	CONTACT MATERIAL	ACTUATOR COLOR	
3.14001.0010000	SPST N.O.	Au	Opaque White	
3.14001.0060000		Ag		

FORCE/TRAVEL DIAGRAM



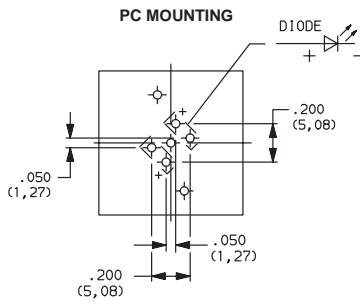
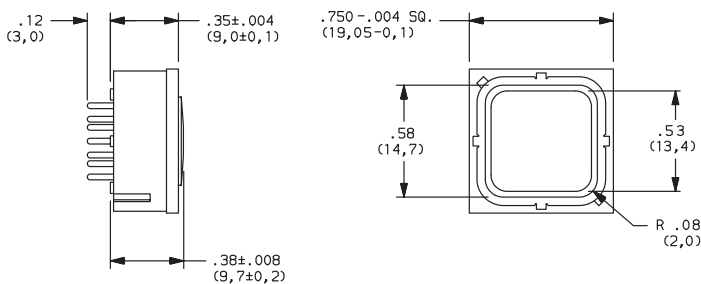
F1 = Max. operating force
F2 = Force at contact
F2 is max. 55% of F1.



C

Tactile

RF 19 Illuminated Short Travel Tactile Switches



View on component side.
All hole diameters: $.043 \pm .004$
PCB layout: 1/400" grid.



3.14002.0110000
SPST N.O.

SWITCH & HOUSING				ILLUMINATION		SCHEMATIC
PART NUMBER	FUNCTION	CONTACT MATERIAL	ACTUATOR COLOR	STANDARD LED	LED COLOR	
3.14002.0110000	SPST N.O.	Au	Red	2 LEDs Fully illuminated	Red	
3.14002.0120000			Green		Green	
3.14002.0130000			Yellow		Yellow	
3.14002.0210000		Ag	Red		Red	
3.14002.0220000			Green		Green	
3.14002.0230000			Yellow		Yellow	

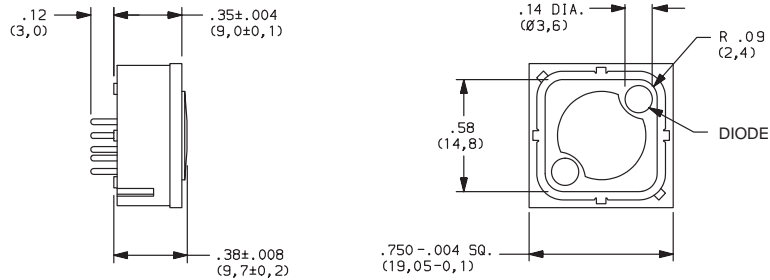
RF 19 Series Short Travel Tactile Switches



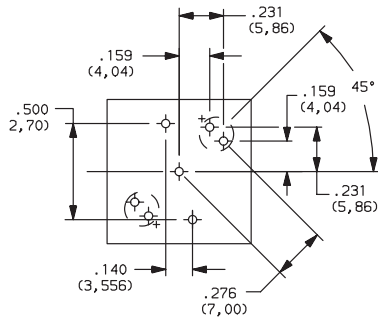
RF 19 Illuminated Short Travel Tactile Switches



3.14001.0300000
SPST N.O.

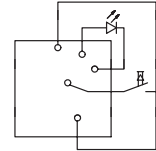


PC MOUNTING



View on component side.
All hole diameters: $.043 \pm .004$
PCB layout: 1/400" grid.
The LED may be positioned on either
the left-hand (std.) or right-hand side.

SWITCH & HOUSING				ILLUMINATION		SCHEMATIC
PART NUMBER	FUNCTION	CONTACT MATERIAL	ACTUATOR COLOR	STANDARD LED	SPOT LED COLOR	
3.14001.0300000	SPST N.O.	Au	Opaque White	1 LED spot illuminated	Blue	
3.14001.0310000					Red	
3.14001.0320000					Green	
3.14001.0330000					Yellow	
3.14001.0400000		Blue				
3.14001.0410000		Red				
3.14001.0420000		Green				
3.14001.0430000		Yellow				



Tactile