

## Europe connectors - EC 16 P TR - 3240182

Please be informed that the data shown in this PDF Document is generated from our Online Catalog. Please find the complete data in the user's documentation. Our General Terms of Use for Downloads are valid (<http://phoenixcontact.com/download>)



Polyamide Europe terminal strip, transparent, with wire protection, for connecting solid conductors and stranded conductors with and without ferrules with a cross section of 6 to 16 mm<sup>2</sup>

### Product Features

- High-quality metal parts with corrosion-resistant surfaces
- Secure fixing in housing
- Particularly suitable for fine-strand conductors, including those without ferrules
- Insulating housing made from halogen-free polyamide

### Key commercial data

Packing unit	1 pc
Minimum order quantity	10 pc
Weight per Piece (excluding packing)	83.59 GRM
Custom tariff number	85369010
Country of origin	Austria

### Technical data

#### General

Number of levels	1
Number of connections	24
Color	transparent
Insulating material	PA
Inflammability class according to UL 94	V2
Maximum load current (lower level)	76 A (with 16 mm <sup>2</sup> conductor cross section)
Nominal current I <sub>N</sub> (lower level)	76 A (with 16 mm <sup>2</sup> conductor cross section)
Nominal voltage U <sub>N</sub>	450 V
Maximum load current (upper level)	76 A (with 16 mm <sup>2</sup> conductor cross section)
Number of positions	12

#### Dimensions

## Europe connectors - EC 16 P TR - 3240182

### Technical data

#### Dimensions

Width	25.2 mm
Length	173.9 mm
Height	20.8 mm

#### Connection data

Connection method	Screw connection
Conductor cross section solid min.	6 mm <sup>2</sup>
Conductor cross section solid max.	16 mm <sup>2</sup>
Conductor cross section AWG/kcmil min.	10
Conductor cross section AWG/kcmil max	6
Conductor cross section stranded min.	6 mm <sup>2</sup>
Conductor cross section stranded max.	16 mm <sup>2</sup>
Min. AWG conductor cross section, stranded	10
Max. AWG conductor cross section, stranded	6
Conductor cross section stranded, with ferrule without plastic sleeve min.	1.5 mm <sup>2</sup>
Conductor cross section stranded, with ferrule without plastic sleeve max.	10 mm <sup>2</sup>
Conductor cross section stranded, with ferrule with plastic sleeve min.	1.5 mm <sup>2</sup>
Conductor cross section stranded, with ferrule with plastic sleeve max.	10 mm <sup>2</sup>
2 conductors with same cross section, solid min.	1.5 mm <sup>2</sup>
2 conductors with same cross section, solid max.	4 mm <sup>2</sup>
2 conductors with same cross section, stranded min.	2.5 mm <sup>2</sup>
2 conductors with same cross section, stranded max.	4 mm <sup>2</sup>
2 conductors with same cross section, stranded, TWIN ferrules with plastic sleeve, min.	0.75 mm <sup>2</sup>
2 conductors with same cross section, stranded, TWIN ferrules with plastic sleeve, max.	2.5 mm <sup>2</sup>
2 conductors with same cross section, stranded, ferrules without plastic sleeve, min.	1.5 mm <sup>2</sup>
2 conductors with same cross section, stranded, ferrules without plastic sleeve, max.	2.5 mm <sup>2</sup>
Stripping length	8 mm
Screw thread	M4
Tightening torque, min	1.2 Nm
Tightening torque max	1.5 Nm

### Classifications

eCl@ss

eCl@ss 4.0	27141106
------------	----------

## Europe connectors - EC 16 P TR - 3240182

### Classifications

#### eCl@ss

eCl@ss 4.1	27141106
eCl@ss 5.0	27141106
eCl@ss 5.1	27141106
eCl@ss 6.0	27141106
eCl@ss 7.0	27141106
eCl@ss 8.0	27141106

#### ETIM

ETIM 3.0	EC001284
ETIM 4.0	EC001284
ETIM 5.0	EC001284

#### UNSPSC

UNSPSC 6.01	30212109
UNSPSC 7.0901	27121703
UNSPSC 11	27121703
UNSPSC 12.01	27121703
UNSPSC 13.2	27121703

### Approvals

#### Approvals

---

#### Approvals

UL Recognized / cUL Recognized / cUL Recognized / cULus Recognized

---

#### Ex Approvals

---


#### Approvals submitted


---


#### Approval details

## Europe connectors - EC 16 P TR - 3240182

### Approvals

UL Recognized 			
	B	C	D
mm <sup>2</sup> /AWG/kcmil	10-6	10-6	10-6
Nominal current I <sub>N</sub>	55 A	55 A	55 A
Nominal voltage U <sub>N</sub>	300 V	300 V	300 V

cUL Recognized 			
	B	C	D
mm <sup>2</sup> /AWG/kcmil	8-4	8-4	8-4
Nominal current I <sub>N</sub>	85 A	85 A	85 A
Nominal voltage U <sub>N</sub>	600 V	600 V	600 V

cUL Recognized 			
	B	C	D
mm <sup>2</sup> /AWG/kcmil	10-6	10-6	10-6
Nominal current I <sub>N</sub>	55 A	55 A	55 A
Nominal voltage U <sub>N</sub>	300 V	300 V	300 V

cULus Recognized 			
------------------------------------------------------------------------------------------------------	--	--	--