

FOX RESISTANCE WELD LOW PROFILE CRYSTAL MODEL: HC49SPX

FEATURES

- Low Cost
- Fundamental to 50 MHz
- Tape and Reel (1,000 pcs. STD)

OPTIONS

- Tolerances to < 10 PPM
- Stabilities to < 5 PPM
- Temperatures to -40°C ~ +85°C



DISCONTINUED

Quote it!

• PART NUMBER SELECTION Learn More - Internet Required

Part Number	Model Number	Frequency Stability	Operating Temperature	Frequency Range (MHz)
448-Frequency-xxxxx	HC49SPX	±50 PPM	-20 ~ +70 °C	3.200 ~ 70.000

• STANDARD SPECIFICATIONS¹

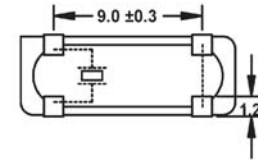
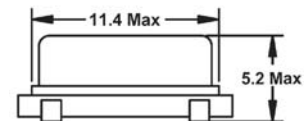
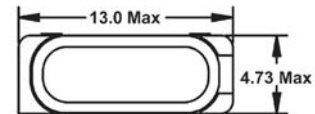
PARAMETERS	MAX (unless otherwise noted)
Frequency Range	3.200 ~ 70.000 MHz
Frequency Tolerance: @ 25°C	±50 PPM
Frequency Stability, ref @ 25°C Over Operating Temp Range	±50 PPM
Temperature Range	
Operating (TOPR)	-20°C ~ +70°C
Storage (TSTG)	-40°C ~ +85°C
Shunt Capacitance (Co)	7.0 pF
Load Capacitance (CL)	10 pF ~ Series (Customer Specified)
Drive Level	0.5 mW
Aging @ 25°C; per year	±5 PPM

¹ Other tolerances, stabilities & operating temperature ranges available. Consult Fox Customer Service for specific requirements.

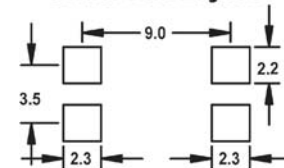
² Lead free solder reflow profile is not recommended for the HC49SPX. All specifications subject to change without notice. Rev. 4/04/05

Frequency Range (MHz)	Operating Mode	Max ESR Ω
3.200 ~ 3.500	Fundamental	300
3.500+ ~ 4.000	Fundamental	200
4.000+ ~ 5.000	Fundamental	150
5.000+ ~ 6.000	Fundamental	120
6.000+ ~ 7.000	Fundamental	100
7.000+ ~ 9.000	Fundamental	80
9.000+ ~ 13.000	Fundamental	60
13.000+ ~ 20.000	Fundamental	40
20.000+ ~ 50.000	Fundamental	30
27.000 ~ 70.000	3rd OT	100

Learn more about:
Part Marking Identification
Tape and Reel Specification
Internet required



Recommended Solder Pad Layout



All dimensions are in millimeters.

