

## basics — Connectors

**More Service**  
Easy product selection, samples, prototypes, documentation, drawings and more at [www.fciconnect.com/basics](http://www.fciconnect.com/basics)

**Easy Availability**  
Catalog range direct from FCI. Global too: design here, build there.

**Easy Customization**  
Just go here [www.fciconnect.com/basicsdesign](http://www.fciconnect.com/basicsdesign) and tell us what you want

Other available options: polarizing, latches, printing, plating.

### Crimp-to-Wire Contacts and Housing

**Contacts**  
Standard spring force is recommended for use in Mini-Latch™ housings 40-72 positions. High spring force for Mini-Latch™ housings 10-50 positions. Ultra high spring force for 2-20 position. Other wire gauges available.

Stock No.	Mfr.'s Type	Series	AWG	Plating	EACH	
					1-24	25-99
70236828	47649-000LF	Mini-PV™	26-22	Tin	.05	.05
70088940	47712-000LF	Mini-PV™	26-22	Gold	.38	.37
70236829	47715-000LF	Mini-PV™	26-22	Tin	.21	.18
70088947	47747-000LF	Mini-PV™	26-22	Tin	.24	.23
70236830	48248-000LF	Mini-PV™	26-22	Gold	.10	.09
70088941	48234-000LF	Mini-PV™	26-22	Gold	.34	.33
70088933	48254-000LF	Mini-PV™	26-22	Gold	.16	.15
70236831	48257-000LF	Mini-PV™	26-22	Gold	.17	.15
70236770	76347-301LF	Dubox™	30-22	Gold	.08	.07
70236771	76357-301LF	Dubox™	30-22	Gold	.14	.12
70236772	76357-401LF	Dubox™	30-22	Tin	.10	.09

**Housing**  
For use with dual metal Mini-PV™ contacts and crimp-to-wire pins.

Stock no.	Mfr.'s Type	No. of Pos.	Series	No. of Rows	Spacing	Orientation	EACH	
							1-9	10-24
70236845	65039-036LF*	1	Mini-PV™	1	2.54	Vertical	.88	.79
70088996	65039-035LF*	2	Mini-PV™	1	2.54	Vertical	.35	.34
70088997	65039-034LF*	2	Mini-PV™	1	2.54	Vertical	.40	.39
70088998	65039-033LF*	4	Mini-PV™	1	2.54	Vertical	.43	.41
70088999	65039-032LF*	5	Mini-PV™	1	2.54	Vertical	.50	.49
70089000	65039-031LF*	6	Mini-PV™	1	2.54	Vertical	.58	.56
70089001	65039-029LF*	8	Mini-PV™	1	2.54	Vertical	.98	.93
70236776	78211-003LF	3	Mini-PV™	1	2.54	Vertical	.50	.45
70236777	78211-004LF	4	Mini-PV™	1	2.54	Vertical	.64	.57
70236778	78211-006LF	6	Mini-PV™	1	2.54	Vertical	.92	.83
70236847	65240-002LF	2	Dubox™	1	2.54	Vertical	.10	.09
70236848	65240-003LF	3	Dubox™	1	2.54	Vertical	.13	.12
70236849	65240-004LF	4	Dubox™	1	2.54	Vertical	.18	.16
70236850	65240-005LF	5	Dubox™	1	2.54	Vertical	.23	.21
70236908	90312-004LF†	4	Minitek™	1	2.54	Vertical	.51	.46
70089005	65043-035LF*	4	Mini-PV™	2	2.54	Vertical	.60	.58
70089006	65043-034LF*	6	Mini-PV™	2	2.54	Vertical	.58	.56
70089007	65043-033LF*	8	Mini-PV™	2	2.54	Vertical	.70	.68
70089008	65043-032LF*	10	Mini-PV™	2	2.54	Vertical	.98	.95
70089009	65043-031LF*	12	Mini-PV™	2	2.54	Vertical	.25	.23
70089010	65043-030LF*	14	Mini-PV™	2	2.54	Vertical	1.38	1.34
70089012	65043-027LF*	20	Mini-PV™	2	2.54	Vertical	1.71	1.65
70236807	69176-006LF	6	Mini-PV™	2	2.54	Vertical	1.08	.97
70236808	69176-008LF	8	Mini-PV™	2	2.54	Vertical	1.27	1.14
70236809	69176-010LF	10	Mini-PV™	2	2.54	Vertical	1.41	1.26
70236810	69176-016LF	16	Mini-PV™	2	2.54	Vertical	1.89	1.70
70236862	65846-007LF	14	Mini-PV™	2	2.54	Vertical	1.62	1.46
70236846	65239-005LF	10	Dubox™	2	2.54	Vertical	.43	.38
70236905	90311-006LF†	6	Minitek™	2	2.54	Vertical	.46	.41
70236906	90311-008LF†	8	Minitek™	2	2.54	Vertical	.52	.47
70236907	90311-016LF†	16	Minitek™	2	2.54	Vertical	.82	.74


\*Non-Polarized. †With Latch.



Crimp-to-Wire



Crimp-to-Wire



IDC Receptacles

### IDC Receptacles

Pre-loaded adjustable bridge-type cover suits a wide range of cable. Reduces assembly time, protects contacts and offers precise cover-to-base alignment ensuring reliable termination.

Stock No.	Mfr.'s Type	No. of Pos.	Series	No. of Rows	Spacing	Orientation	EACH	
							1-24	25-99
70236760	75867-101LF	10	Quickie®	2	2.54	Right Angle	.68	.61
70236762	75869-101LF	10	Quickie®	2	2.54	Vertical	1.10	.99
70236763	75869-103LF	16	Quickie®	2	2.54	Vertical	1.06	.95
70236764	75869-104LF	20	Quickie®	2	2.54	Vertical	.94	.85
70236761	75867-131LF	6	Quickie®	2	2.54	Right Angle	.50	.45
70236765	75869-131LF	6	Quickie®	2	2.54	Vertical	.46	.41
70236766	75869-132LF	8	Quickie®	2	2.54	Vertical	.49	.44
70236752	71600-006LF*†	6	Quickie®	2	2.54	—	.56	.51
70236753	71600-008LF*†	8	Quickie®	2	2.54	—	.64	.58
70089018	71600-010LF*†	10	Quickie®	2	2.54	—	.75	.72
70089019	71600-014LF*†	14	Quickie®	2	2.54	—	.59	.56
70089020	71600-016LF*†	16	Quickie®	2	2.54	—	.98	.94
70089021	71600-020LF*†	20	Quickie®	2	2.54	—	.76	.73
70089022	71600-026LF*†	26	Quickie®	2	2.54	—	1.32	1.28
70089023	71600-034LF*†	34	Quickie®	2	2.54	—	1.50	1.45
70089024	71600-040LF*†	40	Quickie®	2	2.54	—	1.21	1.16
70089025	71600-050LF*†	50	Quickie®	2	2.54	—	1.86	1.79
70089027	71600-064LF*†	64	Quickie®	2	2.54	—	1.71	1.65
70236754	71600-106LF*	6	Quickie®	2	2.54	—	.62	.56
70236755	71600-110LF*	10	Quickie®	2	2.54	—	.73	.66
70089028	71600-306LF†	6	Quickie®	2	2.54	—	1.20	1.16
70236756	71600-610LF*‡	10	Quickie®	2	2.54	—	.62	.56
70236863	66900-310LF*	10	Quickie®	2	2.54	—	1.07	.97
70236900	89361-708LF*‡	8	Minitek™	2	2.00	—	1.05	.95
70236901	89361-710LF*‡	10	Minitek™	2	2.00	—	.92	.83
70236902	89947-710LF*‡	10	Minitek™	2	2.00	—	.82	.74
70236903	89947-712LF*‡	12	Minitek™	2	2.00	—	.81	.73
70236904	89947-714LF*‡	14	Minitek™	2	2.00	—	.99	.89


\*With center key. †With strain relief. ‡With latching strain relief. \*With polarizing key.

### Flex Connectors

FCI offers products in LIF (low insertion force) and ZIF (zero insertion force), top and bottom contact options, vertical and right angle orientations, surface mount and through hole terminations in contact spacing options all the way down to 0.2 mm with finer pitch products on their way. Additional features, such as optional cable locks and additional mounting devices, insure that FCI has a solution for almost any application, no matter how demanding.




#### Surface Mount, Side Entry



Stock No.	Mfr.'s Type	No. of Positions	Insertion Force	Series	Contact Location	Pitch	EACH	
							1-24	25-99
70236941	HFWR-1STE1LF	4	LIF	HFWR	Down Side	1.0	.32	.28
70236840	62684-401100ALF	40	ZIF	OPU	Lower Side	0.5	.59	.53
70236841	62684-402100ALF	40	ZIF	OPU	Upper Side	0.5	.73	.66
70236842	62684-501100ALF	50	ZIF	OPU	Lower Side	0.5	.66	.59
70236843	62684-502100ALF	50	ZIF	OPU	Lower Side	0.5	.84	.76
70236944	SWWR-1STE1LF	4	ZIF	SWWR	Down Side	1.0	.46	.42
70236945	SWWR-3STE1LF	4	ZIF	SWWR	Down Side	1.0	.43	.39
70236946	SWWR-4STE1LF	4	ZIF	SWWR	Down Side	1.0	.37	.33
70236812	10051922-1010ELF	10	ZIF	VLL	Lower Side	0.5	.53	.47
70236813	10085901-6015ELF	60	ZIF	VHC	Lower Side	0.5	1.08	.97

#### Clincher System — 2.54 mm



- ▶ "Clinch" Cable Termination Provides Four Gas-Tight, Contamination-Free Contact Points to Each Conductor
- ▶ Housing Window Permits Crimp Inspection to Verify Proper Termination
- ▶ Receptacle Design Features Highly Reliable Mini PV® Dual-Metal Contacts
- ▶ Single Row Vertical Receptacles

Stock No.	Mfr.'s Type	No. of Positions	EACH	
			1-24	25-99
70236853	65801-004LF	4	.69	.62
70236854	65801-005LF	5	.81	.72
70236855	65801-006LF	6	.88	.79
70236856	65801-007LF	7	1.06	.95
70236857	65801-008LF	8	1.00	.90
70236858	65801-009LF	9	1.12	1.00
70236859	65801-010LF	10	1.31	1.18
70236860	65801-012LF	12	1.41	1.26
70236861	65801-014LF	14	1.55	1.39