

# MDE Semiconductor, Inc.

78-150 Calle Tampico, Unit 210, La Quinta, CA., USA 92253 Tel : 760-564-8656 • Fax : 760-564-2414  
1-800-831-4881 Email: sales@mdesemiconductor.com Web: www.mdesemiconductor.com

## 5KP SERIES

### GLASS PASSIVATED JUNCTION TRANSIENT VOLTAGE SUPPRESSOR VOLTAGE-5.0 TO 220.0 Volts 5000 Watt Peak Pulse Power

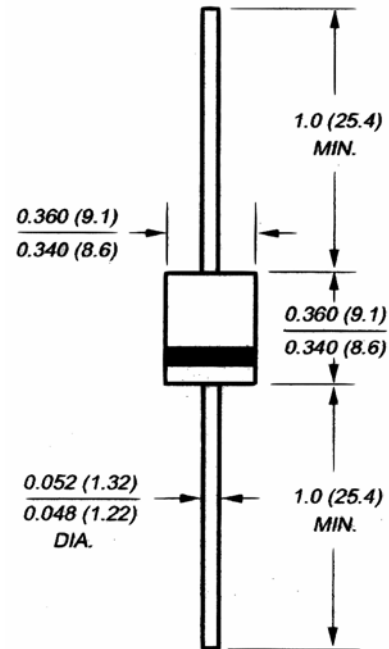
#### FEATURES

- Plastic package has Underwriters Laboratory Flammability Classification 94 V-O
- Glass passivated junction
- 5000W Peak Pulse Power capability on 10/1000  $\mu$ s waveform
- Glass passivated junction
- Low incremental surge resistance
- Excellent clamping capability
- Repetition rate (duty cycle): 0.05%
- Fast response time: typically less than 1.0 ps from 0 volts to BV
- Typical IR less than 1 $\mu$ A above 10V
- High temperature soldering guaranteed: 265°C/10 seconds/ .375", (9.5mm) lead length, 5lbs., (2.3kg) tension

#### MECHANICAL DATA

Case: Molded plastic over glass passivated junction  
 Terminals: Plated Axial leads, solderable per MIL-STD-750, Method 2026  
 Polarity: Color band denoted positive end (cathode) except Bipolar  
 Mounting Position: Any  
 Weight: 0.07 ounces, 2.1 gram

**Case Style P600**



*Dimensions in inches and (millimeters)*

#### DEVICES FOR BIPOLAR APPLICATIONS

For Bidirectional use C or CA Suffix for types 5KP5.0 thru types 5KP220 (e.g. 5KP5.0C, 5KP220CA)  
 Electrical characteristics apply in both directions.

#### MAXIMUM RATINGS AND CHARACTERISTICS

Ratings at 25°C ambient temperature unless otherwise specified.

RATING	SYMBOL	VALUE	UNITS
Peak Pulse Power Dissipation on 10/1000 $\mu$ s waveform (NOTE 1, Fig.1)	$P_{PPM}$	Minimum 5000	Watts
Peak Pulse Current of on 10/1000 $\mu$ s waveform (Note 1, Fig 3)	$I_{PPM}$	SEE TABLE 1	Amps
Steady State Power Dissipation at $T_L = 75^\circ\text{C}$ Lead lengths .375", 9.5mm (Note 2)	$P_M(AV)$	8.0	Watts
Peak Forward Surge Current, 8.3ms Single Half Sine-wave Superimposed on Rated Load, (JEDEC Method)(Note 3)	$I_{FSM}$	400	Amps
Operating and Storage Temperature Range	$T_J, T_{STG}$	-55 +175	°C

**NOTES:**

1. Non-repetitive current pulse, per Fig.3 and derated above  $T_a=25^\circ\text{C}$  per Fig.2.
2. Mounted on Copper Pad area of 0.8x0.8" (20x20mm) per Fig.5.
3. 8.3ms single half sine-wave, or equivalent square wave, Duty cycle=4 pulses per minutes maximum.

Certified RoHS Compliant

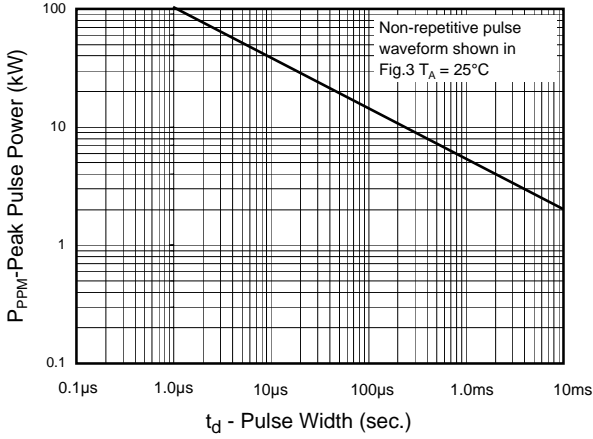
UL File # E223026

# MDE Semiconductor, Inc.

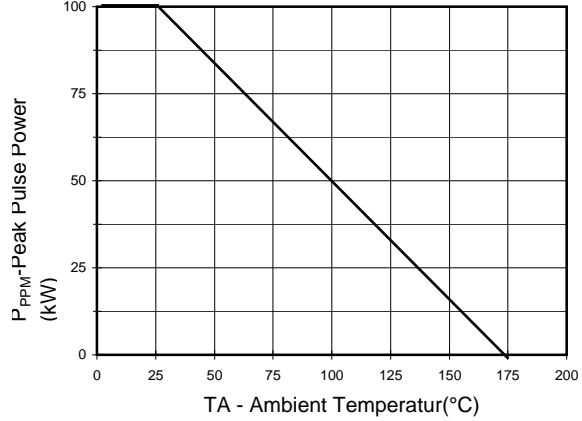
78-150 Calle Tampico, Unit 210, La Quinta, CA., USA 92253 Tel : 760-564-8656 • Fax : 760-564-2414  
 1-800-831-4881 Email: sales@mdesemiconductor.com Web: www.mdesemiconductor.com

## RATING AND CHARACTERISTIC CURVES 5KP SERIES

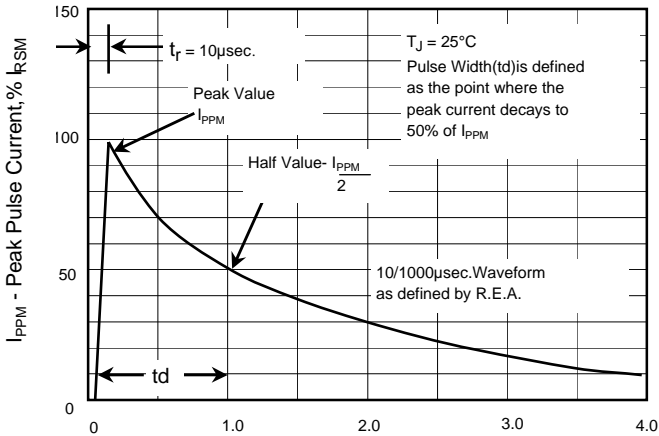
**Fig. 1 - Peak Pulse Power Rating Curve**



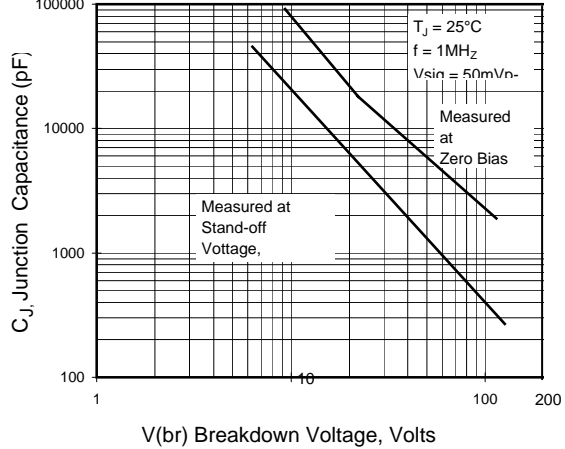
**Fig.2 - Pulse Derating Curve**



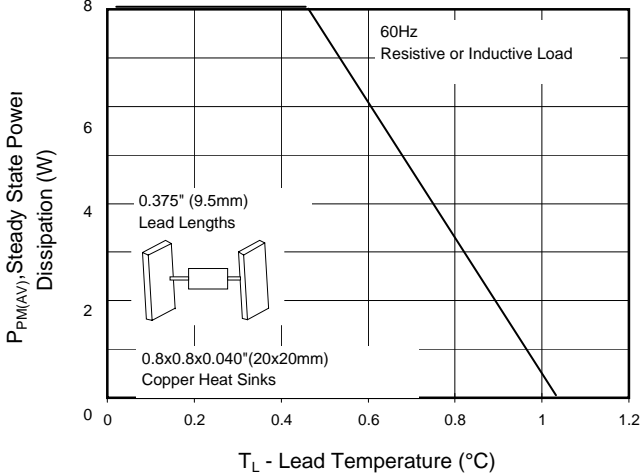
**Fig.3 - Pulse Waveform**



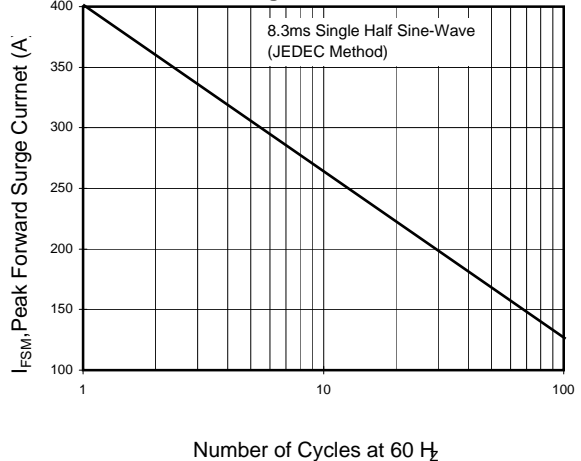
**Fig. 4 - Typical Junction Capacitance**



**Fig. 5 - Steady State Power Derating Curve**



**Fig.6 - Maximum Non-repetitive Forward Surge current**



# MDE Semiconductor, Inc.

78-150 Calle Tampico, Unit 210, La Quinta, CA., USA 92253 Tel : 760-564-8656 • Fax : 760-564-2414  
1-800-831-4881 Email: sales@mdesemiconductor.com Web: www.mdesemiconductor.com

## 5000 Watt TVS

UNI-POLAR	BI-POLAR	REVERSE STANDOFF VOLTAGE $V_{RWM}$ (V)	BREAKDOWN VOLTAGE $V_{BR}$ (V) MIN. @ $I_T$	BREAKDOWN VOLTAGE $V_{BR}$ (V) MAX. @ $I_T$	TEST CURRENT ( $I_T$ ) mA	MAXIMUM CLAMPING VOLTAGE @ $I_{PP}$ $V_C$ (V)	PEAK PULSE CURRENT $I_{PP}$ (A)	REVERSE LEAKAGE @ $V_{RWM}$ $I_R$ ( $\mu$ A)
5KP5.0A	5KP5.0CA	5.00	6.40	7.00	50	9.2	544.0	5000
5KP6.0A	5KP6.0CA	6.00	6.67	7.37	50	10.3	486.0	5000
5KP6.5A	5KP6.5CA	6.50	7.22	7.98	50	11.2	447.0	2000
5KP7.0A	5KP7.0CA	7.00	7.78	8.60	50	12.0	417.0	1000
5KP7.5A	5KP7.5CA	7.50	8.33	9.21	5	12.9	388.0	250
5KP8.0A	5KP8.0CA	8.00	8.89	9.83	5	13.6	368.0	150
5KP8.5A	5KP8.5CA	8.50	9.44	10.40	5	14.4	348.0	50
5KP9.0A	5KP9.0CA	9.00	10.00	11.10	5	15.4	325.0	20
5KP10A	5KP10CA	10.00	11.10	12.30	5	17.0	295.0	15
5KP11A	5KP11CA	11.00	12.20	13.50	5	18.2	275.0	10
5KP12A	5KP12CA	12.00	13.30	14.70	5	19.9	252.0	10
5KP13A	5KP13CA	13.00	14.40	15.90	5	21.5	233.0	10
5KP14A	5KP14CA	14.00	15.60	17.20	5	23.2	216.0	10
5KP15A	5KP15CA	15.00	16.70	18.50	5	24.4	205.0	10
5KP16A	5KP16CA	16.00	17.80	19.70	5	26.0	193.0	10
5KP17A	5KP17CA	17.00	18.90	20.90	5	27.6	181.0	10
5KP18A	5KP18CA	18.00	20.00	22.10	5	29.2	172.0	10
5KP20A	5KP20CA	20.00	22.20	24.50	5	32.4	154.0	10
5KP22A	5KP22CA	22.00	24.40	26.90	5	35.5	141.0	10
5KP24A	5KP24CA	24.00	26.70	29.50	5	38.9	129.0	10
5KP26A	5KP26CA	26.00	28.90	31.90	5	42.1	119.0	10
5KP28A	5KP28CA	28.00	31.10	34.40	5	45.4	110.0	10
5KP30A	5KP30CA	30.00	33.30	36.80	5	48.4	103.0	10
5KP33A	5KP33CA	33.00	36.70	40.60	5	53.3	93.9	10
5KP36A	5KP36CA	36.00	40.00	44.20	5	58.1	86.1	10
5KP40A	5KP40CA	40.00	44.40	49.10	5	64.5	77.6	10
5KP43A	5KP43CA	43.00	47.80	52.80	5	69.4	72.1	10
5KP45A	5KP45CA	45.00	50.00	55.30	5	72.7	68.8	10
5KP48A	5KP48CA	48.00	53.30	58.90	5	77.4	64.7	10
5KP51A	5KP51CA	51.00	56.70	62.70	5	82.4	60.7	10
5KP54A	5KP54CA	54.00	60.00	66.30	5	87.1	57.5	10
5KP58A	5KP58CA	58.00	64.40	71.20	5	93.6	53.5	10
5KP60A	5KP60CA	60.00	66.70	73.70	5	96.8	51.7	10
5KP64A	5KP64CA	64.00	71.10	78.60	5	103.0	48.6	10
5KP70A	5KP70CA	70.00	77.80	86.00	5	113.0	44.3	10
5KP75A	5KP75CA	75.00	83.30	92.10	5	121.0	41.4	10
5KP78A	5KP78CA	78.00	86.70	95.80	5	126.0	39.7	10
5KP85A	5KP85CA	85.00	94.40	104.00	5	137.0	36.5	10
5KP90A	5KP90CA	90.00	100.00	111.00	5	146	34.3	10
5KP100A	5KP100CA	100.00	111.00	123.00	5	162	30.9	10
5KP110A	5KP110CA	110.00	122.00	135.00	5	177	28.3	10
5KP120A	5KP120CA	120.00	133.00	147.00	5	193	26.0	10
5KP130A	5KP130CA	130.00	144.00	159.00	5	209	24.0	10
5KP150A	5KP150CA	150.00	167.00	185.00	5	243	20.6	10
5KP160A	5KP160CA	160.00	178.00	197.00	5	259	19.3	10
5KP170A	5KP170CA	170.00	189.00	209.00	5	275	18.2	10
5KP180A	5KP180CA	180.00	200.00	233.00	5	289	17.6	10
5KP190A	5KP190CA	190.00	211.00	233.00	5	310	9.7	10
5KP200A	5KP200CA	200.00	222.00	246.00	5	329.2	9.1	10
5KP210A	5KP210CA	210.00	233.00	258.00	5	349.5	8.6	10
5KP220A	5KP220CA	220.00	244.00	270.00	5	371.1	8.1	10

For bidirectional type having  $V_{RWM}$  of 10 volts and less, the  $I_R$  limit is double.

For parts without A , the VBR is + 10%