

Series 714

PCB connectors carrier assemblies 2.54 mm

Single row / double row

Solder tail / press-fit






PCB "Zero profile" receptacles

Accept pins \varnothing 0.40–0.54 mm



Single receptacle contacts for solder- and press-fit solderless mount into PCB, supplied on disposable carriers

For corresponding pin connectors see pages 43 to 46

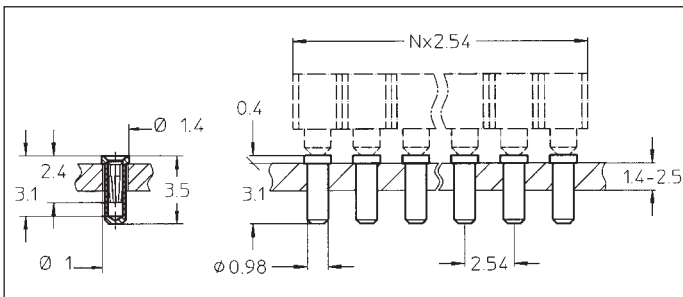
| Platings | Sleeve  | Clip  | Pin  |
|----------|--|--|---|
| 91 | 5 μ m Sn Pb | 0.25 μ m Au | |
| 93 | 5 μ m Sn Pb | 0.75 μ m Au | |
| 99 | 5 μ m Sn Pb | 5 μ m Sn Pb | |

Ordering information

Replace **xx** with the number of poles, e.g. 714-91-1**xx**-31-012 for a single row version with 8 pins per row becomes: 714-91-1**08**-31-012

Option:

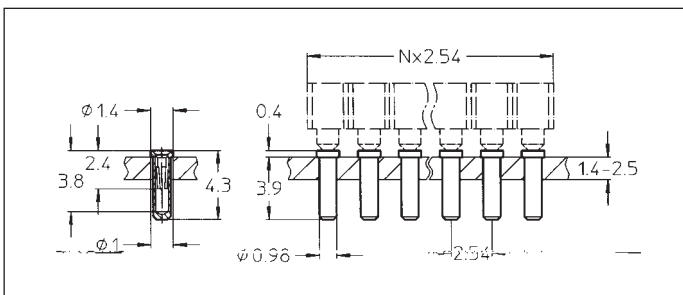
Double row, disposable carrier strip on request



- 714-91-1xx-31-012
- 714-93-1xx-31-012
- 714-99-1xx-31-012

Straight receptacle contacts: solder mount into PCB thickness 1 to 2.4 mm with hole \varnothing 1 mm

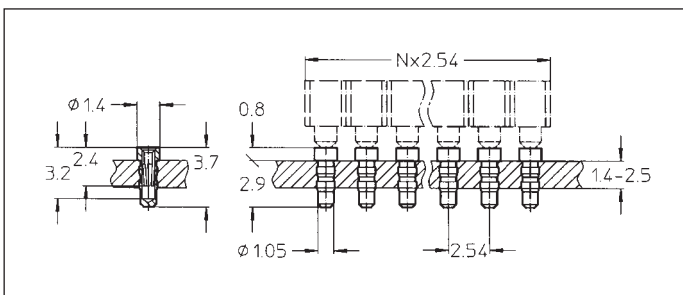
Availability: supplied on single row, disposable carrier strip, from 2 to 64 contacts
Standard number of contacts 5, 6, 8, 10, 14, 16, 20, 21, 25, 30, 32, 48, 56, 60, 64



- 714-91-1xx-31-018
- 714-93-1xx-31-018
- 714-99-1xx-31-018

Straight receptacle contacts: solder mount into PCB thickness 1 to 3.4 mm with hole \varnothing 1 mm

Availability: supplied on single row, disposable carrier strip, from 2 to 64 contacts
Standard number of contacts 5, 6, 8, 10, 14, 16, 20, 21, 25, 30, 32, 48, 56, 60, 64



- 714-91-1xx-31-008 **B**
- 714-93-1xx-31-008 **B**
- 714-99-1xx-31-008 **B**

Straight receptacle contacts: solderless press-fit mount into PCB thickness 1.5 to 2.5 mm with plated-thru hole \varnothing 1.05 mm (\pm 0.05)

Availability: supplied on single row, disposable carrier strip, from 2 to 64 contacts
Standard number of contacts 5, 6, 8, 10, 14, 16, 20, 21, 25, 30, 32, 48, 56, 60, 64