

Choke

Surface Mount Common Mode Chokes

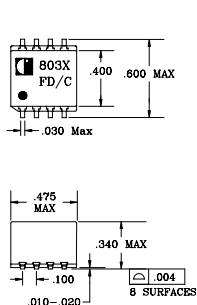
8033-8034



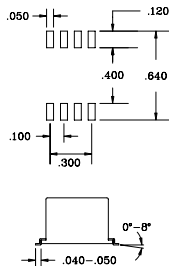
- For use with LAN and Telecom applications
- Reduce radiated EMI emissions
- Filters common mode noise for EMI reduction
- Common mode attenuation from 100 kHz to 1 GHz
- 500 Vrms isolation



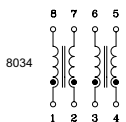
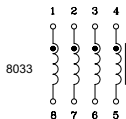
MECHANICAL AND SCHEMATIC (All dimensions in inches)



SUGGESTED PAD LAYOUT



SCHEMATICS



UNLESS OTHERWISE SPECIFIED, ALL TOLERANCES ARE ± 0.010

ELECTRICAL SPECIFICATION @ 25°C

Part Number	No. of Lines	Primary Inductance (μH MIN)	DCR (Ω MAX)	Common Mode Attenuation (dB TYP)								
				100 kHz	1 MHz	10 MHz	30 MHz	50 MHz	100 MHz	300 MHz	500 MHz	1 GHz
8033 ^{1,2}	4	24	0.30	-7	-20	-30	-37	-38	-34	-24	-13	-
8034	4	100	0.60	-14	-33	-44	-48	-49	-44	-34	-29	-20

1. Leakage Inductance: 0.23 μH MAX @ 0.1 V, 100 kHz
2. Interwinding Capacitance: 15 pF MAX @ 0.1V, 100 kHz

