


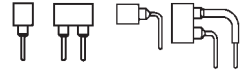
Series 830

PCB connectors 2.0 mm
Single row / double row
Solder tail






"Hard metric" PCB receptacles solder tail

Grid spacing 2.0x2.0 mm
Receptacle for pins
Ø 0.40-0.56 mm

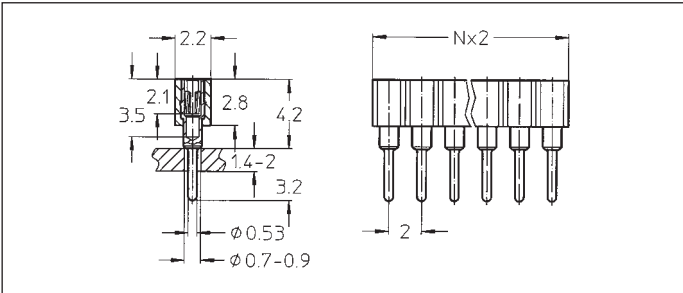


For corresponding pin connectors see pages 19 and 20

Platings	Sleeve 	Clip 	Pin 
91	5 µm Sn Pb	0.25 µm Au	
93	5 µm Sn Pb	0.75 µm Au	
99	5 µm Sn Pb	5 µm Sn Pb	

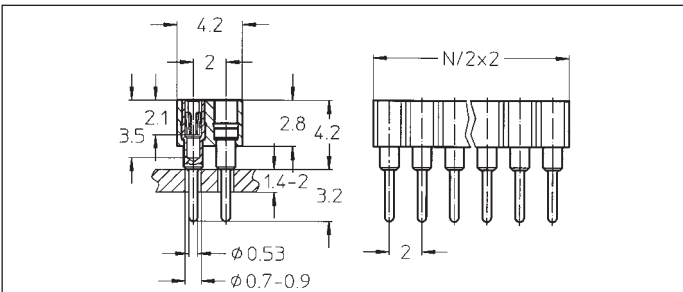
Ordering information

Replace **xxx** with the number of poles, e.g. 833-93-**xxx**-10-001 for a double row version with 8 pins per row becomes:
833-93-**016**-10-001



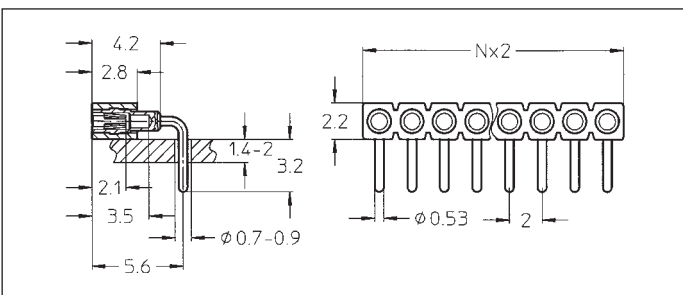
831-91-xxx-10-001
831-93-xxx-10-001
831-99-xxx-10-001

Straight receptacle: solder tail, single row
Availability from: 1 to 50 contacts
Standard number of contacts 50



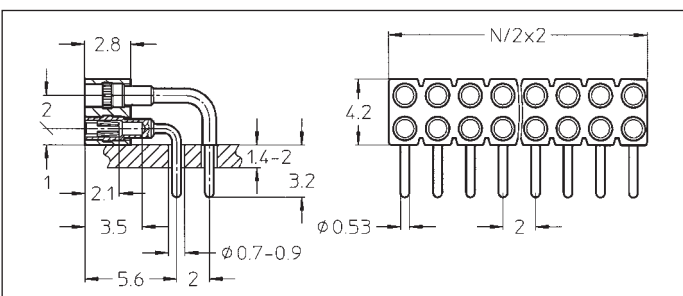
833-91-xxx-10-001
833-93-xxx-10-001
833-99-xxx-10-001

Straight receptacle: solder tail, double row
Availability from: 4 to 100 contacts
Standard number of contacts 100



831-91-xxx-20-001
831-93-xxx-20-001
831-99-xxx-20-001

Right angle receptacle: solder tail, single row
Availability from: 1 to 50 contacts
Standard number of contacts 50



833-91-xxx-20-001
833-93-xxx-20-001
833-99-xxx-20-001

Right angle receptacle: solder tail, double row
Availability from: 4 to 100 contacts
Standard number of contacts 100