
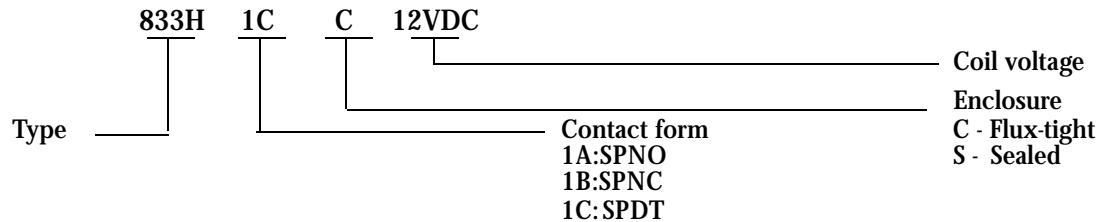


**FEATURES**

- Sub-Miniature, 7-10 amps
- UL, CSA & TUV
- Flux-tight or Sealed
- Low cost, medium-duty applications

**ORDERING INFORMATION****SAFETY APPROVAL**

Certified	UL	CUR	TUV
File No.	E74321	E74321	R9754206

**SAFETY APPROVAL RATING**

	UL	CUR	TUV
	10A 125VAC	10A 125VAC	7A 250V~(AC)
	7A 277VAC/30VDC	7A 277VAC/30VDC	12A 125V~(AC)
			7A 30V=(DC)

**COIL DATA (DC)**

Rated voltage (V)	Rated current ± 10 % at 25° (mA)	Coil resistance ± 10 % at 25° (Ω)	Max. continuous voltage 25°C	Pick up voltage (Max) 25°C	Drop out voltage (Min) 25°C	Power consumption at rated voltage
3	120	25	130% of rated voltage	75% of rated voltage	10% of rated voltage	approx. 0.36W
4	91	44				
5	72	70				
6	60	100				
9	40	225				
12	30	400				
24	15	1600	130% of rated voltage	75% of rated voltage	10% of rated voltage	approx. 0.45W
48	9.4	5,120				

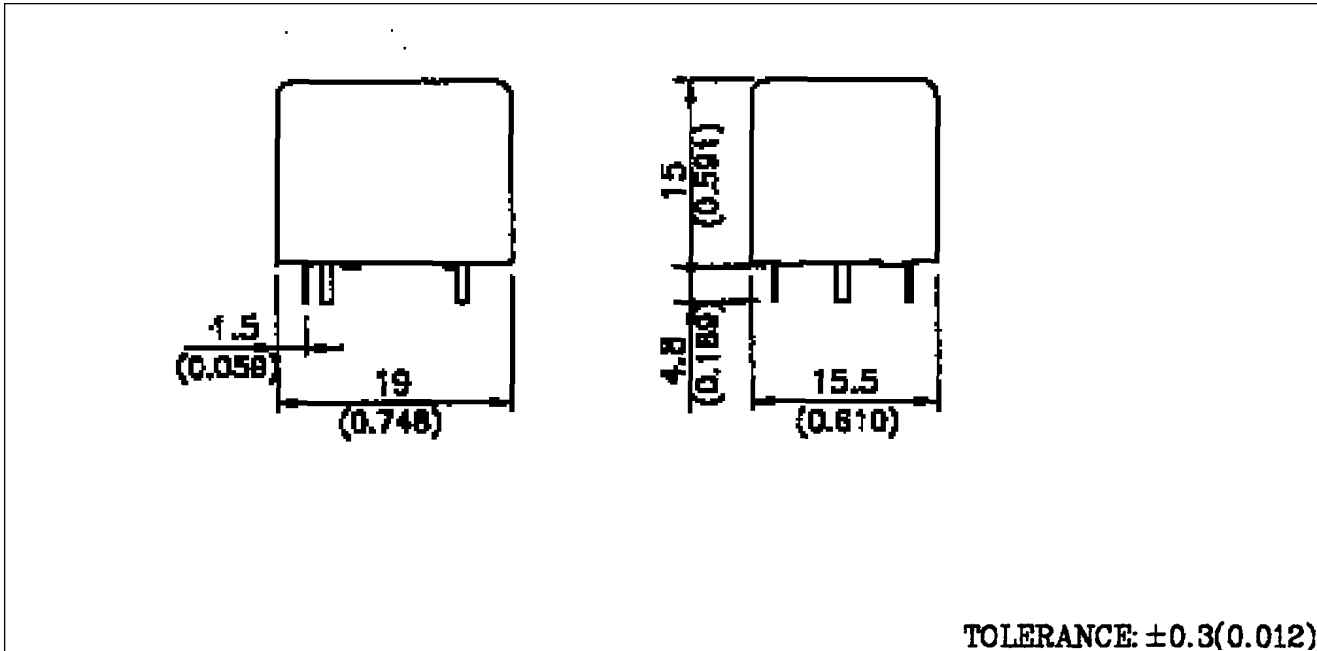
**SPECIFICATION**

Contact resistance	100mΩ Max.(initial value)	
Operate time	10ms	
Release time	5ms	
Insulation resistance	100M Ω Min.(DC 500V)	
Dielectric strength	Between open contact	AC 750V, 50/60Hz 1 min.
	Between contact and coil	AC 1500V, 50/60Hz 1min.
Vibration resistance	Operating extremes	10~50Hz, amplitude 1.5mm
	Damage limits	>10~50Hz, amplitude 1.5mm
Shock resistance	Operating extremes	>10G

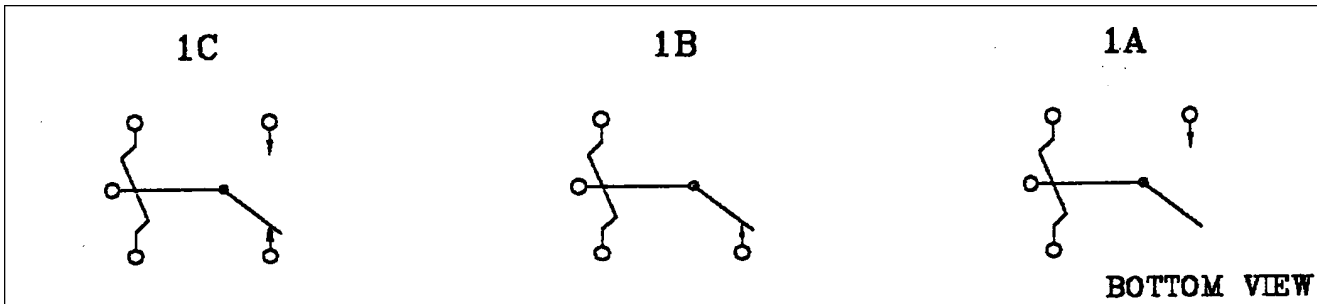
## SPECIFICATION

Shock resistance	Operating extremes	>10G
	Damage limits	>100G
Life expectancy	Mechanical	>10,000,000 operations (frequency 18,000 operations/hr)
	Electrical	>100,000 operations (frequency 1,200 operations/hr)
Operating temperature	-30° ~ +70°C (no freezing)	
Weight	Approx. 10g	

## OUTLINE DIMENSIONS



## WIRING DIAGRAM



## PC BOARD LAYOUT

