




8PH

**SINGLE-PHASE FULL WAVE BRIDGE
8 AMPERES
FOR P.C. BOARD AND HEAT SINK MOUNTING**



This mark indicates recognition under the component program of Underwriters Laboratories, inc.

PRV/Leg	50V	100V	200V	400V	600V	800V	1000V
Type No.	8PH05	8PH10	8PH20	8PH40	8PH60	8PH80	8PH100

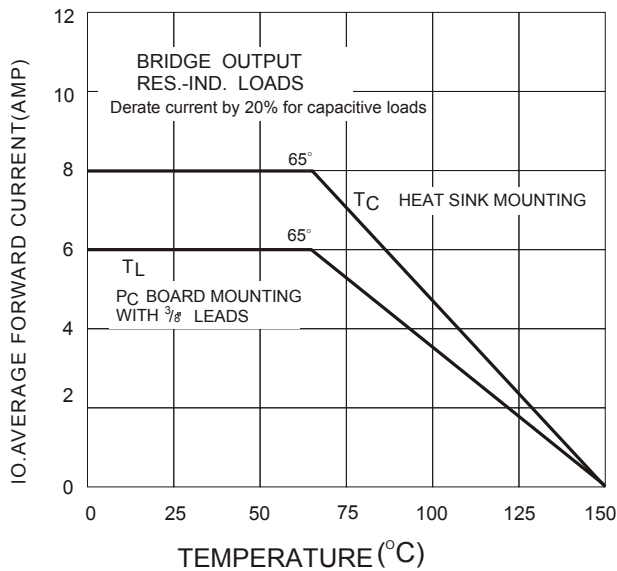
ELECTRICAL CHARACTERISTICS PER LEG
(at $T_A=25\text{ }^\circ\text{C}$ Unless Otherwise Specified)

Average Output Current, I_o @ $65\text{ }^\circ\text{C}$ T_c (Fig.1)	8	Amp
Max. Forward Voltage Drop, $V_F=1.0\text{ V}$ @ $I_F =$	2.5	Amp
Max.DC Reverse Current @ PRV, I_R	10	μA
Max.DC Reverse Current @ PRV, and $100\text{ }^\circ\text{C}$, I_R	300	μA
Max.Peak Surge Current, I_{FSM} (8.3ms) (Fig.2)	300	Amp
Thermal Resistance, $R\theta_{j-c}$	5.8	$^\circ\text{C}/\text{W}$
Ambient Operating Temperature Range, T_A	-55 to +150	$^\circ\text{C}$
Storage Temperature Range, T_{STG}	-55 to +150	$^\circ\text{C}$

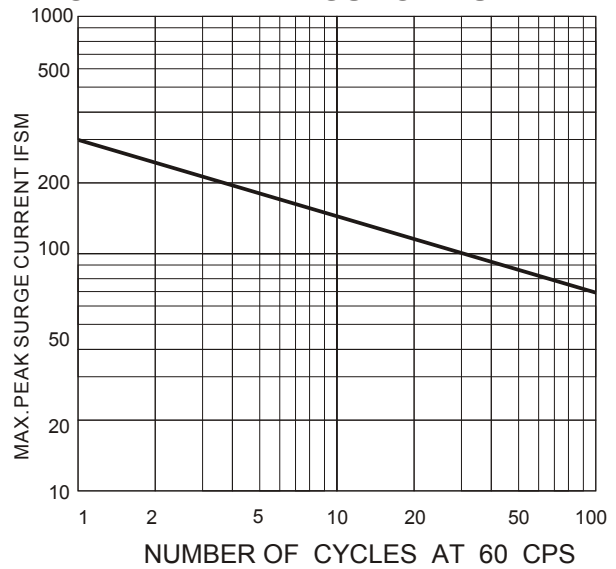
Note 1: Derate I_o by 20% for capacitive loads

EDI reserves the right to change these specifications at any time without notice

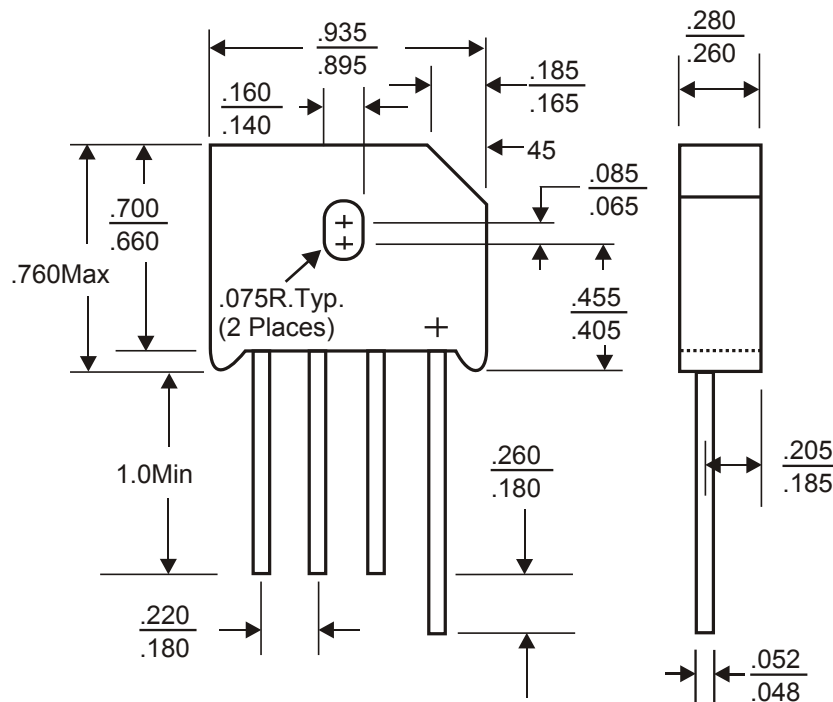
**FIG.1
CURRENT DERATING**



**FIG.2
NON-REPETITIVE SURGE CURRENT**



**FIG.3
CASE STYLE FOR 8PH**



Dielectric test voltage 2,500 V rms., max. 50-60Hz

NOTE Maximum lead and terminal temperature for soldering, 3/8 inch from case, 5 seconds at 250 °C.