



Drawing

Panel Mount Types

Bulkhead Jack
Front Mount

P/N: 926A515

RoHS compliant [REQUEST QUOTE](#)
[REQUEST DRAWING](#)



Drawing

Panel Mount Types

Bulkhead Jack
Rear Mount, Large Flange

P/N: 921A 5114

RoHS compliant [REQUEST QUOTE](#)
[REQUEST DRAWING](#)



Drawing

Panel Mount Types

Bulkhead Jack
Rear Mount, Small Flange

P/N: 921A504


RoHS compliant [REQUEST QUOTE](#)
[REQUEST DRAWING](#)

S

- Page 35 -



SMA Connectors



Drawing

Panel Mount Types

- Panel Mount Plug
- 4 Hole Square Flange
- Solder Pot Terminal

P/N: 916A524

RoHS compliant [REQUEST QUOTE](#)
[REQUEST DRAWING](#)



Panel Mount Types

- Panel Mount Plug
- 2 Hole Rectangular Flange
- Solder Pot Terminal

P/N: 916B524

RoHS compliant [REQUEST QUOTE](#)
[REQUEST DRAWING](#)



Drawing

Panel Mount Types

- Panel Mount Jack
- 4 Hole Square Flange
- Solder Pot Terminal

P/N: 917A524

RoHS compliant [REQUEST QUOTE](#)
[REQUEST DRAWING](#)



Drawing

Panel Mount Types

Panel Mount Jack
2 Hole Rectangular Flange
Solder Pot Terminal

P/N: 917B524

RoHS compliant [REQUEST QUOTE](#)
[REQUEST DRAWING](#)

FOR TECHNICAL SUPPORT: PHONE 973-347-4040 / FAX 973-347-2111

[Back to Index](#)

35

S

- Page 36 -



SMA Connectors

Drawing

Terminal

Panel Mount Types

Panel Mount Plug
4 Hole Square Flange
Long Rear Insulator - Solder Pot

P/N: 916A524L

RoHS compliant [REQUEST QUOTE](#)
[REQUEST DRAWING](#)



Drawing

Panel Mount Types

Panel Mount Plug
2 Hole Rectangular Flange
Long Rear Insulator - Solder Pot

Terminal

P/N: 916B524L

RoHS compliant [REQUEST QUOTE](#)
[REQUEST DRAWING](#)



Drawing

Panel Mount Types

Panel Mount Jack
4 Hole Square Flange
Long Rear Insulator - Solder Pot Terminal

P/N: 917A524L

RoHS compliant [REQUEST QUOTE](#)
[REQUEST DRAWING](#)

Drawing

Panel Mount Types

Panel Mount Jack
2 Hole Rectangular Flange
Long Rear Insulator - Solder Pot

Terminal

P/N: 917B524L

RoHS compliant [REQUEST QUOTE](#)

[REQUEST DRAWING](#)



FOR TECHNICAL SUPPORT: PHONE 973-347-4040 / FAX 973-347-2111

[Back to Index](#)


36

S

- Page 37 -



SMA Connectors



Drawing

Panel Mount Types

Panel Mount Plug
4 Hole Square Flange
Blunt Post Solder Pot Terminal

P/N: 916A524B

RoHS compliant [REQUEST QUOTE](#)
[REQUEST DRAWING](#)


Drawing

Panel Mount Types

Panel Mount Plug
2 Hole Rectangular Flange
Blunt Post Solder Pot Terminal

P/N: 916B524B


RoHS compliant [REQUEST QUOTE](#)
[REQUEST DRAWING](#)



Drawing

Panel Mount Types
Panel Mount Jack
4 Hole Square Flange
Blunt Post Solder Pot Terminal
P/N: 917A524B

RoHS compliant [REQUEST QUOTE](#)
[REQUEST DRAWING](#)



Drawing

Panel Mount Types
Panel Mount Jack
2 Hole Rectangular Flange
Blunt Post Solder Pot Terminal
P/N: 917B524B

RoHS compliant [REQUEST QUOTE](#)
[REQUEST DRAWING](#)

FOR TECHNICAL SUPPORT: PHONE 973-347-4040 / FAX 973-347-2111

[Index](#)


[Back to](#)

37

S

- Page 38 -

SMA Connectors



Drawing

Panel Mount Types

Panel Mount Plug
4 Hole Square Flange
Slotted Terminal

P/N: 916AS524

RoHS compliant [REQUEST QUOTE](#)
[REQUEST DRAWING](#)



Drawing

Panel Mount Types

Panel Mount Plug
2 Hole Rectangular Flange
Slotted Terminal

P/N: 916BS524

RoHS compliant [REQUEST QUOTE](#)
[REQUEST DRAWING](#)



Drawing

Panel Mount Types


Panel Mount Jack
4 Hole Square Flange
Slotted Terminal

P/N: 917AS524

RoHS compliant [REQUEST QUOTE](#)
[REQUEST DRAWING](#)



SMA Connectors



Drawing

Panel Mount Types

Panel Mount Plug
4 Hole Square Flange
Half-Round Terminal

P/N: 916AH524

RoHS compliant [REQUEST QUOTE](#)
[REQUEST DRAWING](#)



Drawing

Panel Mount Types

Panel Mount Plug
2 Hole Rectangular Flange
Half-Round Terminal

P/N: 916BH524

RoHS compliant [REQUEST QUOTE](#)
[REQUEST DRAWING](#)




Drawing

Panel Mount Types

Panel Mount Jack
4 Hole Square Flange
Half-Round Terminal

P/N: 917AH524

RoHS compliant [REQUEST QUOTE](#)
[REQUEST DRAWING](#)



Drawing

Panel Mount Types
Panel Mount Jack
2 Hole Rectangular Flange
Half-Round Terminal
P/N: 917BH524

RoHS compliant [REQUEST QUOTE](#)
[REQUEST DRAWING](#)

FOR TECHNICAL SUPPORT: PHONE 973-347-4040 / FAX 973-347-2111 [Back to](#)
[Index](#)


39

S

- Page 40 -



SMA Connectors



Drawing

Panel Mount Types
Panel Mount Plug
4 Hole Square Flange
Terminal Flush to Flange Base
P/N: 916AF524

RoHS compliant [REQUEST QUOTE](#)
[REQUEST DRAWING](#)

Drawing

Panel Mount Types
Panel Mount Plug
2 Hole Rectangular Flange
Terminal Flush to Flange Base
P/N: 916BF524

RoHS compliant [REQUEST QUOTE](#)
[REQUEST DRAWING](#)



Drawing




Panel Mount Types

Panel Mount Jack
4Hole Square Flange
Terminal Flush to Flange Base

P/N: 917AF524

RoHS compliant [REQUEST QUOTE](#)
[REQUEST DRAWING](#)

Drawing




Panel Mount Types

Panel Mount Jack
2 Hole Rectangular Flange
Terminal Flush to Flange Base

P/N: 917BF524

RoHS compliant [REQUEST QUOTE](#)
[REQUEST DRAWING](#)



Drawing

Panel Mount Types

Panel Mount Plug
4 Hole Square Flange
Flat Tab Terminal

P/N: 916A524FT

RoHS compliant [REQUEST QUOTE](#)
[REQUEST DRAWING](#)

Drawing



Panel Mount Types

Panel Mount Plug
2 Hole Square Flange
Flat Tab Terminal

P/N: 916B524FT

RoHS compliant [REQUEST QUOTE](#)
[REQUEST DRAWING](#)




Drawing

Panel Mount Types

Panel Mount Jack
4 Hole Square Flange
Flat Tab Terminal

P/N: 917A524FT

RoHS compliant [REQUEST QUOTE](#)
[REQUEST DRAWING](#)



Drawing

Panel Mount Jack
2 Hole Rectangular Flange
Flat Tab Terminal

P/N: 917B524FT

RoHS compliant [REQUEST QUOTE](#)
[REQUEST DRAWING](#)

FOR TECHNICAL SUPPORT: PHONE 973-347-4040 / FAX 973-347-2111 [Back to](#)
[Index](#)

41

S

- Page 42 -