


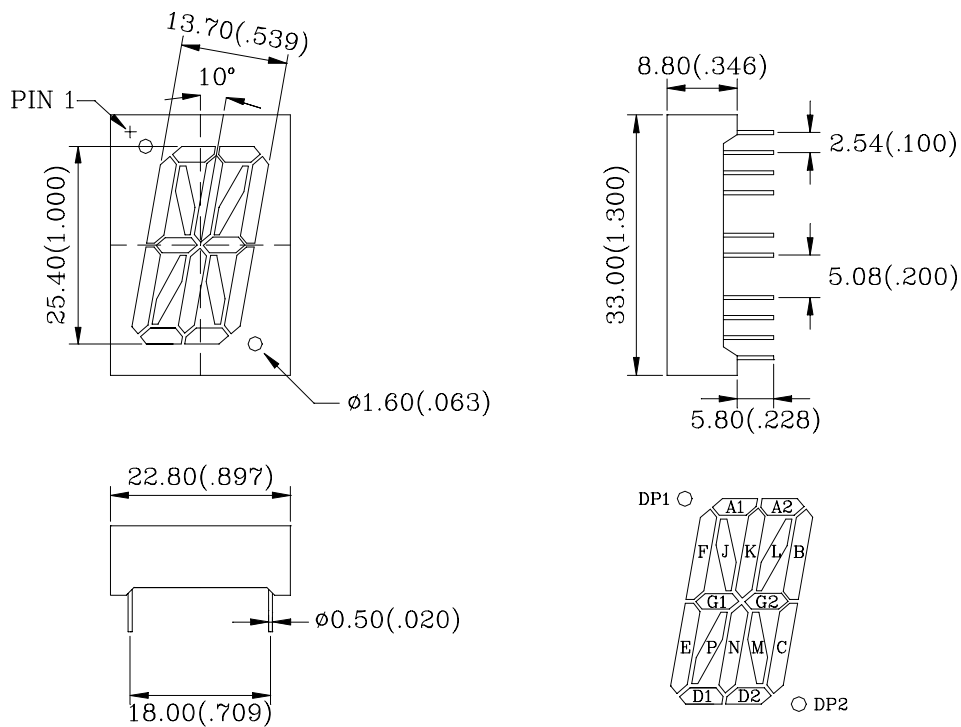
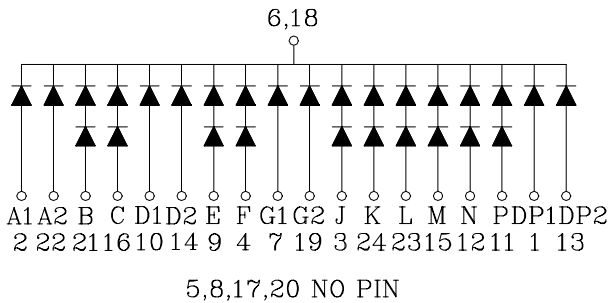
Shape	Part No.		Chip		Wave Length λ p(nm)	Electro-Optical Characteristics			Fig. No.
	Common Cathode	Common Anode	Raw Material	Emitted Color		Vf(V)20mA		Iv(ucd)10mA	
						Typ.	Max.	Typ.	
	C-1008H	A-1008H	GaP	Red	700	4.2	5.6	1200	D58
	C-1008E	A-1008E	GaAsP/GaP	Hi. effi Red	635	4.0	5.6	4000	
	C-1008G	A-1008G	GaP	Green	565	4.2	5.6	4000	
	C-1008Y	A-1008Y	GaAsP/GaP	Yellow	585	4.2	5.6	3200	
	C-1008SR	A-1008SR	GaAlAs	Super Red	660	3.6	4.8	20000	

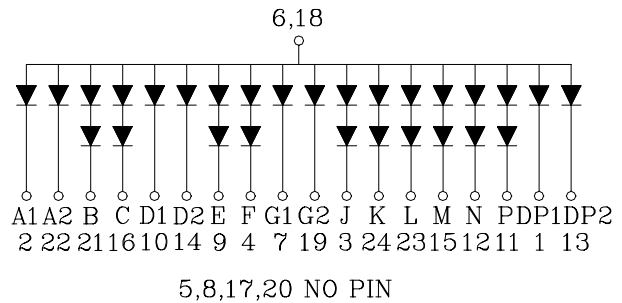
Fig.D58



C-1008X



A-1008X



1.All dimension are in millimeters (inches).
2.Tolerance is ± 0.25 mm (0.01") unless otherwise specified.