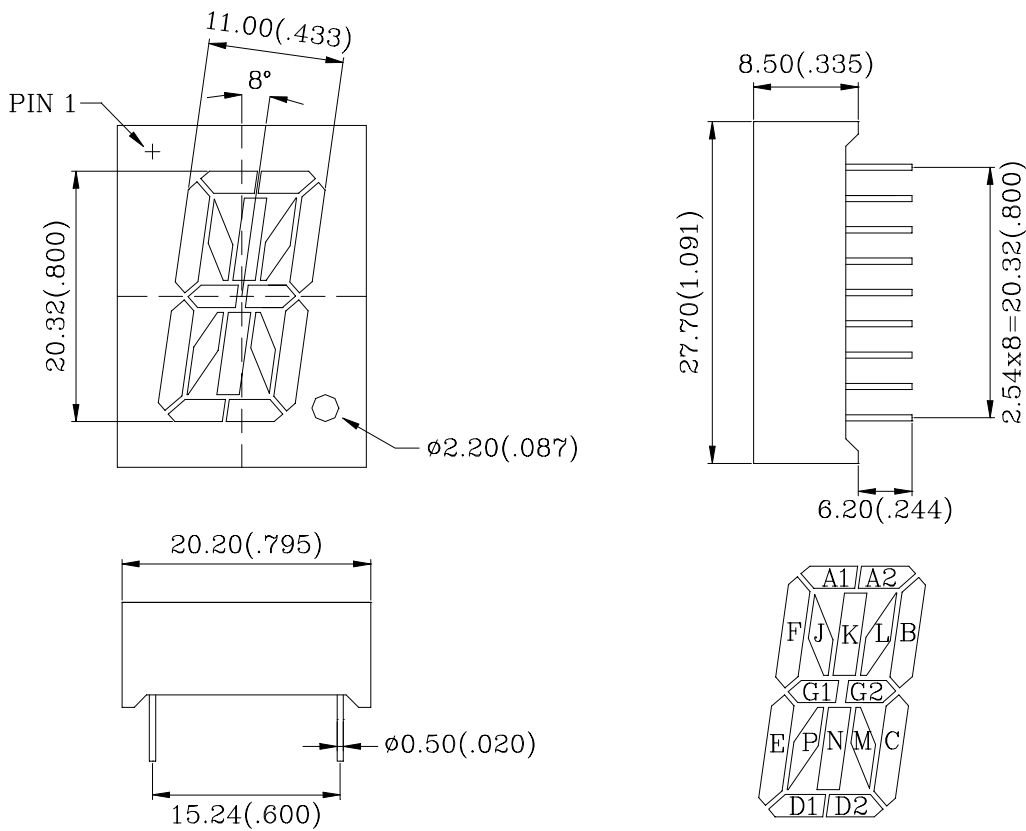


C/A-808X ALPHA-NUMERIC DISPLAY

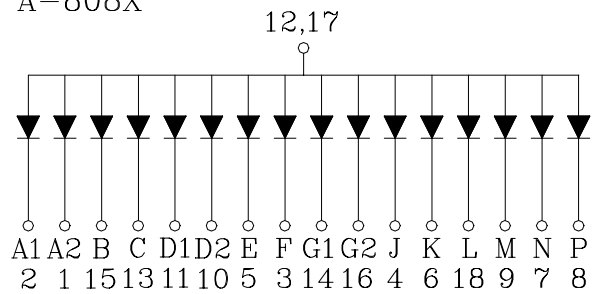
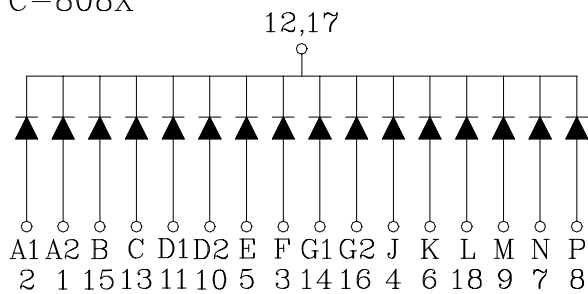
Shape	Part No.		Chip		Wave Length λ_p (nm)	Electro-Optical Characteristics			Fig. No.
	Common Cathode	Common Anode	Raw Material	Emitted Color		Vf(V)20mA		Iv(ucd)10mA	
						Typ.	Max.	Typ.	
	C-808H	A-808H	GaP	Red	700	2.1	2.8	650	D57
	C-808E	A-808E	GaAsP/GaP	Hi. effi Red	635	2.0	2.8	2000	
	C-808G	A-808G	GaP	Green	565	2.1	2.8	2000	
	C-808Y	A-808Y	GaAsP/GaP	Yellow	585	2.1	2.8	1600	
	C-808SR	A-808SR	GaAlAs	Super Red	660	1.8	2.4	10000	

Fig.D57



C-808X

A-808X



1. All dimension are in millimeters (inches).
2. Tolerance is ± 0.25 mm (0.01") unless otherwise specified.