

**Cascadable Amplifier**  
**5 to 100 MHz**

**A101 / SMA101**

V2

**Features**

- HIGH OUTPUT POWER: +23 dBm (TYP.)
- HIGH THIRD ORDER IP: +36 dBm (TYP.)
- HIGH SECOND ORDER IP: +64 dBm (TYP.)
- LOW NOISE FIGURE: 3 dB (TYP.)

**Description**

The A101 RF amplifier is a discrete hybrid design, which uses thin film manufacturing processes for accurate performance and high reliability.

This push-pull cascode design offers the benefits of low noise figure and high linearity.


Both TO-8 and Surface Mount packages are hermetically sealed, and MIL-STD-883 environmental screening is available.

**Ordering Information**

Part Number	Package
A101	TO-8B
SMA101	Surface Mount
MAAM-008734-0CA101	SMA Connectorized **

\*\* The connectorized version is not RoHs compliant.

**Product Image**



**Electrical Specifications:  $Z_0 = 50\Omega$ ,  $V_{CC} = +12 V_{DC}$**

Parameter	Units	Typical	Guaranteed	
		25°C	0° to 50°C	-54° to +85°C*
Frequency	MHz	3-120	5-100	5-100
Small Signal Gain (min)	dB	17.0	16.0	15.5
Gain Flatness (max)	dB	±0.3	±0.4	±0.4
Reverse Isolation	dB	20		
Noise Figure (max)	dB	3.0	3.5	4.0
Power Output @ 1 dB comp. (min)	dBm	23.0	22.0	20.5
IP3	dBm	+36		
IP2	dBm	+64		
Second Order Harmonic IP	dBm	+70		
VSWR Input / Output (max)		1.2:1 / 1.5:1	1.7:1 / 1.7:1	1.9:1 / 1.9:1
DC Current @ 12 Volts (max)	mA	105	115	125

**Absolute Maximum Ratings**

Parameter	Absolute Maximum
Storage Temperature	-62°C to +125°C
Case Temperature	+125°C
DC Voltage	+15 V
Continuous Input Power	+13 dBm
Short Term Input power (1 minute max.)	50 mW
Peak Power (3 µsec max.)	0.5 W
"S" Series Burn-In Temperature (case)	+85°C

**Thermal Data:  $V_{CC} = +12 V_{DC}$**

Parameter	Rating
Thermal Resistance $\theta_{jc}$	54°C/W
Transistor Power Dissipation $P_d$	0.7 W
Junction Temperature Rise Above Case $T_{jc}$	+38°C

\* Over temperature performance limits for part number CA101, guaranteed from 0°C to +50°C only.

1

M/A-COM Inc. and its affiliates reserve the right to make changes to the product(s) or information contained herein without notice. M/A-COM makes no warranty, representation or guarantee regarding the suitability of its products for any particular purpose, nor does M/A-COM assume any liability whatsoever arising out of the use or application of any product(s) or information.

- **North America** Tel: 800.366.2266 / Fax: 978.366.2266
- **Europe** Tel: 44.1908.574.200 / Fax: 44.1908.574.300
- **Asia/Pacific** Tel: 81.44.844.8296 / Fax: 81.44.844.8298

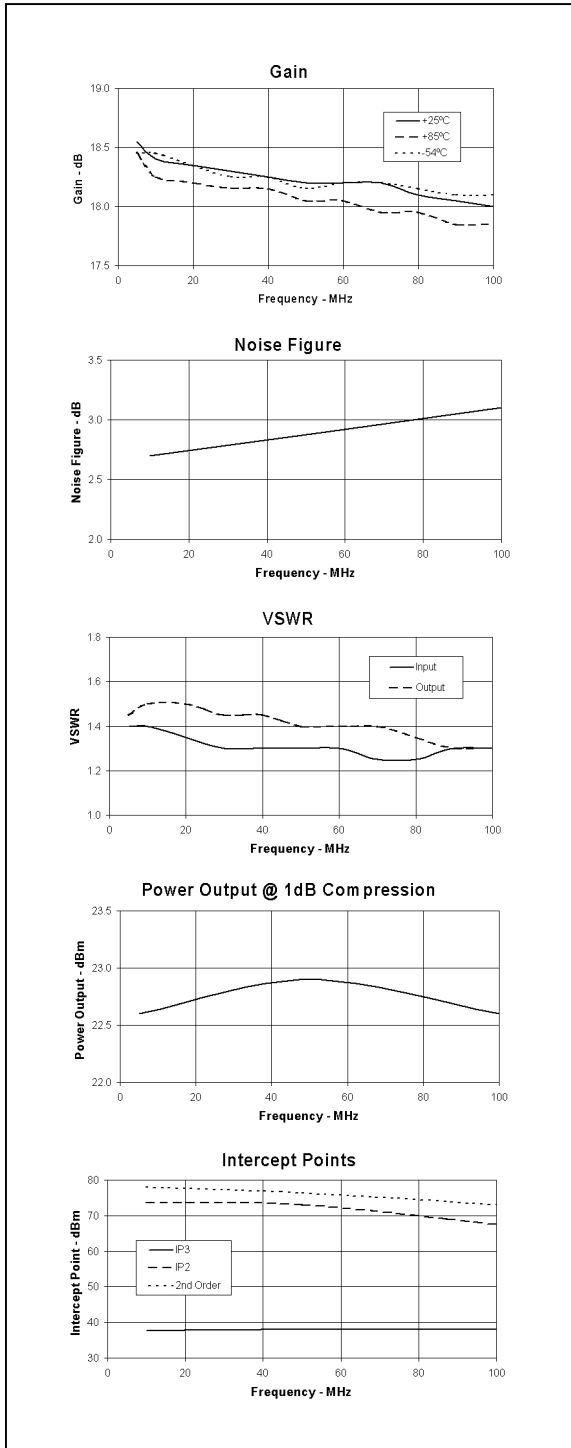
Visit [www.macom.com](http://www.macom.com) for additional data sheets and product information.

**Cascadable Amplifier  
5 to 100 MHz**

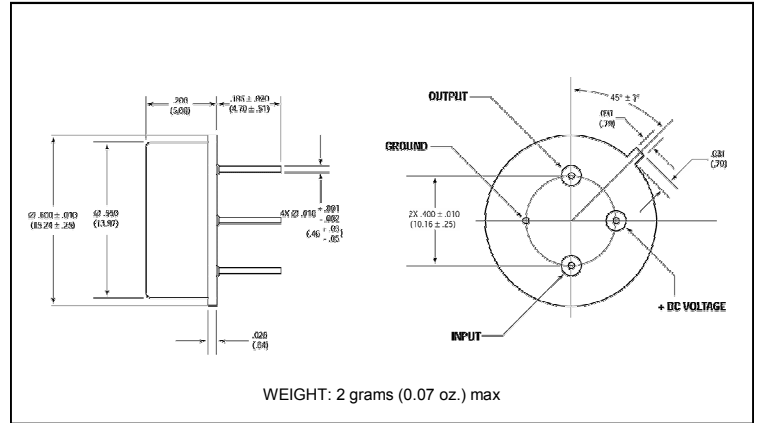
**A101 / SMA101**

V2

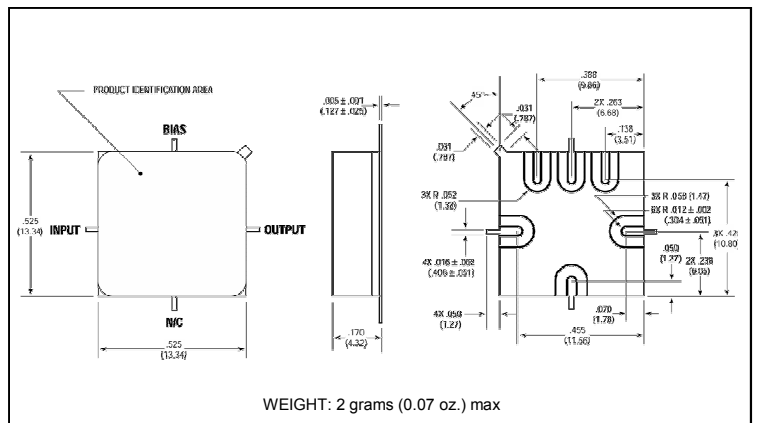
**Typical Performance Curves at +25°C**



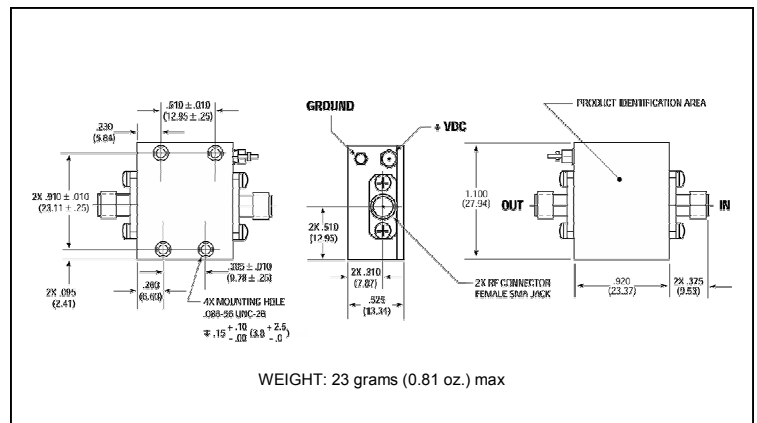
**Outline Drawing: TO-8B \***



**Outline Drawing: Surface Mount \***



**Outline Drawing: SMA Connectorized \***



\* Dimensions are inches (millimeters) ±0.015 (0.38) unless otherwise specified.

M/A-COM Inc. and its affiliates reserve the right to make changes to the product(s) or information contained herein without notice. M/A-COM makes no warranty, representation or guarantee regarding the suitability of its products for any particular purpose, nor does M/A-COM assume any liability whatsoever arising out of the use or application of any product(s) or information.

- **North America** Tel: 800.366.2266 / Fax: 978.366.2266
- **Europe** Tel: 44.1908.574.200 / Fax: 44.1908.574.300
- **Asia/Pacific** Tel: 81.44.844.8296 / Fax: 81.44.844.8298

Visit [www.macom.com](http://www.macom.com) for additional data sheets and product information.