


ADC200 SERIES

1W, High Isolation SIP, Single & Dual Output DC/DC Converters



Selection Guide					
Model Number	Input Voltage	Output Voltage	Output Current	Efficiency	Load Regulation
	VDC	VDC	mA	% Typ.	% Max.
ADC201	5 (4.5 – 5.5)	3.3	260	73	10
ADC202		5	200	71	10
ADC203		9	110	76	8
ADC204		12	84	78	7
ADC205		15	67	78	7
ADC206		±5	±100	72	10
ADC207		±9	±56	77	8
ADC208		±12	±42	78	7
ADC209		±15	±34	79	7
ADC211	12 (10.8 – 13.2)	3.3	260	74	8
ADC212		5	200	73	8
ADC213		9	110	78	5
ADC214		12	84	80	5
ADC215		15	67	80	5
ADC216		±5	±100	74	8
ADC217		±9	±56	79	5
ADC218		±12	±42	81	5
ADC219		±15	±34	81	5
ADC221	24 (21.6 – 26.4)	3.3	260	73	8
ADC222		5	200	71	8
ADC223		9	110	76	5
ADC224		12	84	78	5
ADC225		15	67	79	5
ADC226		±5	±100	72	8
ADC227		±9	±56	76	5
ADC228		±12	±42	79	5
ADC229		±15	±34	80	5

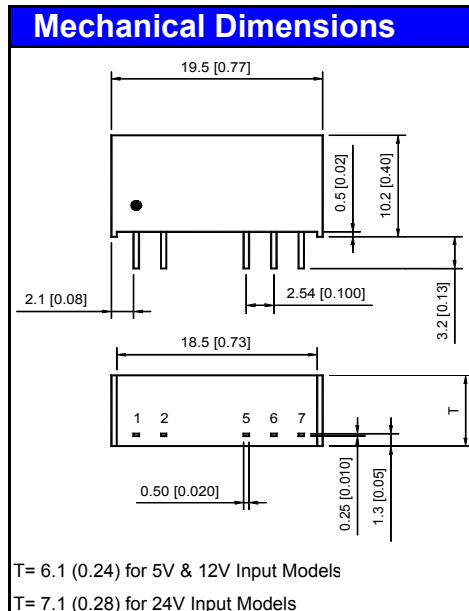
Key Features

- Efficiency up to 81%
- 3000VDC Isolation
- MTBF > 2,000,000 Hours
- Low Cost
- Input 5, 12 and 24VDC
- Output 3.3, 5, 9, 12, 15, ±5, ±9, ±12 and ±15VDC
- Temperature Performance -40°C to +85°C
- UL 94V-0 Package Material
- Internal SMD Construction
- Industry Standard Pinout

MPS Industries ADC200 1W DC/DC's are specially designed to provide high levels of isolation 3000VDC in a miniature SIP package.

The series consists of 27 models with input voltages of 5V, 12V and 24VDC which offers standard output voltages of 3.3V, 5V, 9V, 12V, 15V, ±5V, ±9V, ±12V and ±15VDC for a wide choice.

The ADC200 series is an excellent selection for a variety of applications including distributed power systems, mixed analog/digital subsystems, portable test equipments, local power networks and battery backed systems.



Pin Connections

Pin	Singles	Duals
1	+Vin	+Vin
2	-Vin	-Vin
5	-Vout	-Vout
6	No Pin	Common
7	+Vout	+Vout

Case Size –
 5V & 12V Input – 19.5x6.1x10.2mm (0.77x0.24x0.40inch)
 24V Input – 19.5x7.1x10.2mm (0.77x0.28x0.40inch)

Case Material –
 Non-Conductive Black Plastic

Weight –
 5V & 12V Input – 2.2g (0.08Oz)
 24V Input – 2.6g (0.09Oz)

Tolerance	Millimeters	Inches
	X.X±0.25	X.XX±0.01
	X.XX±0.13	X.XXX±0.005
Pin	±0.05	±0.002

ADC200 SERIES

1W, High Isolation SIP, Single & Dual Output DC/DC Converters



Absolute Maximum Ratings

Parameter	Min.	Max.	Units	
Input Surge Voltage (1000mS)	5VDC Input Models	-0.7	9	VDC
	12VDC Input Models	-0.7	18	VDC
	24VDC Input Models	-0.7	30	VDC
Lead Temperature (1.5mm from case for 10sec.)	---	260	°C	
Internal Power Dissipation	---	450	mW	

Exceeding the unit absolute maximum ratings could cause damage. These are not continuous operating ratings.

General Characteristics

Parameter	Conditions	Min.	Typ.	Max.	Units
Isolation Voltage	60 Seconds	3000	---	---	VDC
Isolation Resistance	500VDC	10	---	---	GΩ
Isolation Capacitance	100kHz, 1V	---	60	100	pF
Switching Frequency		70	100	120	kHz
MTBF	MIL-HDBK-217F @25°C Ground Benign	2	---	---	MHrs

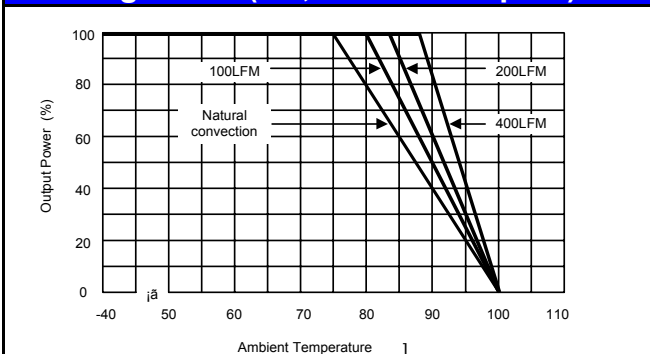
Environmental Characteristics

Parameter	Conditions	Min.	Max.	Units
Operating Temperature	Ambient	-40	85	°C
Operating Temperature	Case	-40	90	°C
Storage Temperature		-40	125	°C
Humidity		---	95	%
Cooling	Free-Air Convection			

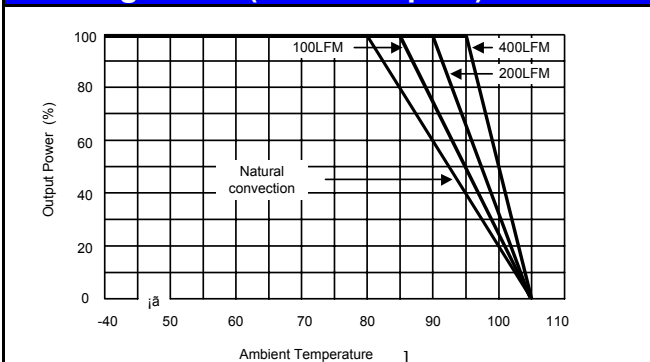
Output Characteristics

Parameter	Conditions	Min.	Typ.	Max.	Units
Line Regulation	For V_{in} Change of 1%	---	±1.2	±1.5	%
Load Regulation	$I_o = 20\%$ to 100%	See Selection Guide			%
Ripple & Noise	20MHz BW	---	65	100	mV P-P
Short Circuit	0.5 Second Max.				

Derating Curve (3.3, 5 & ±5V Outputs)



Derating Curve (Other Outputs)



Maximum Capacitive Load

Models by Output Voltage (Each Output on Duals)	Singles	Duals	Units
	220	100	uF

Notes:

1. Specifications typical at $T_a = +25^\circ\text{C}$, resistive load, nominal input voltage, rated output current unless otherwise noted.
2. These power converters require a minimum output load to maintain specified regulation.
3. Operation under no-load conditions will not damage these modules; however, they may not meet all specifications listed.
4. All DC/DC converters should be externally fused at the front end for protection.
5. Other input and output voltage may be available, please contact factory.
6. All specifications subject to change without notice.
7. For detailed data sheet, please visit our website.